

SALT LAKE CITY

AMERICANS WITH DISABILITIES ACT SELF-EVALUATION AND TRANSITION PLAN



Salt Lake City Corporation
451 S. State Street
Salt Lake City, UT 84111

Table of Contents

Acknowledgments.....	4
Salt Lake City Mayor and City Council.....	4
Salt Lake City Staff.....	4
Accessibility and Disability Commission.....	4
Introduction.....	5
The Americans with Disabilities Act (ADA).....	5
The ADA and its Relationship to Other Laws.....	5
ADA Requirements of Salt Lake City.....	6
ADA Coordinator.....	6
Public Notice and Grievance Procedure.....	7
Self-Evaluation.....	8
Overview.....	8
Process & Findings.....	8
Communications, Information & Facility Signage.....	8
General (28 CFR Sec. 35.160).....	8
Information and Signage (28 CFR Sec. 35.163).....	9
City Programs, Services, and Activities.....	9
Methodology.....	9
Findings.....	9
Recommendations.....	10
Salt Lake City Transition Plan.....	11
Transition Plan Need and Purpose.....	11
Overview.....	11
City Building Facilities.....	12
Methodology.....	12
Findings.....	13
Improvement Schedule.....	14
Implementation Methodology.....	14
City Parks and Golf Courses.....	14
Methodology.....	14
Findings.....	16
Implementation Methodology.....	16
City Pedestrian Facilities in the Right of Way.....	17
Methodology.....	17

Findings.....	17
Cost Summary.....	18
Chronological Summary of Ramp Installation.....	19
Yearly Funding To Date -CIP Concrete Program.....	19
Implementation Methodology.....	19
Public Outreach.....	20
Public Review and Comment Period.....	20
Accessibility and Disability Commission Meeting.....	20
Community/Virtual Meeting.....	20
Parks Public Engagement.....	20
Progress Monitoring and Transition Plan Management.....	21
Formal Adoption of ADA Transition Plan.....	21
Appendix A – Contact List.....	23
2023 ADA Data Analyst Intern.....	23
Public Right of Way ADA Coordinator.....	23
2023 Departmental ADA Liaisons.....	23
Appendix B – Public Notice.....	24
Employment.....	24
Effective Communication.....	24
Modifications to Policies and Procedures.....	24
Appendix C – Grievance Procedure.....	25
Appeal of Decision.....	25
Record.....	25
Appendix D – ADA Design Standards and Procedures.....	26
Design Standards.....	26
Design Procedures.....	26
Intersection Corners.....	26
Sidewalks / Trails.....	26
Traffic Control Signals.....	26
Other policies, practices, and programs.....	26
Appendix E – Glossary of Terms.....	27
Appendix F – ADA Accessibility in Parks Survey Results.....	28
Appendix G – Parks Transition Plan Phasing Schedule.....	40
Appendix H – City Building Facilities Transition Plan Phasing Schedule.....	54

Acknowledgments

Salt Lake City Mayor and City Council

Mayor Erin Mendenhall

Council District 1: Victoria Petro

Council District 2: Alejandro Puy

Council District 3: Chris Wharton

Council District 4: Eva Lopez

Council District 5: Darin Mano

Council District 6: Dan Dugan

Council District 7: Sarah Young

Salt Lake City Staff

Damian Choi, Chief Equity Officer

Ashley Lichtle, ADA Coordinator

A special acknowledgment to the City's departmental ADA liaisons and ADA Data Analyst Intern for their work in the Self-Evaluation data collection. A contact list can be found in Appendix A.

Accessibility and Disability Commission

Everette Bacon (HRC Commissioner)

Scott Browning

Amy Carmen

Kristy Chambers

Todd Claflin

Nate Crippes

Janis Ferre

Rich Foster

Jeff Kenyon

Leah Lobato

Kayci Lynam

Pamela Mower

Ivana Powell

Margo Thurman

Introduction

The Americans with Disabilities Act (ADA)

The Americans with Disabilities Act (ADA), enacted on July 26, 1990, and amended January 1, 2009, is a civil rights law prohibiting discrimination against individuals on the basis of disability. The ADA is divided into five titles outlining protections in the following areas:

- **Title I – Employment:** This title is designed to remove barriers that would deny qualified individuals with disabilities access to the same employment opportunities and benefits available to others without disabilities. Employers must reasonably accommodate the disabilities of qualified applicants or employees.
- **Title II - State and Local Government:** This title prohibits public entities (which includes state and local governments, including the City) from operating programs, policies and services that discriminate on the basis of disability. “Programs” is an overly broad term. Examples of “programs” offered by local governments include, having public sidewalks, having public restrooms in city buildings, and employing people to provide public services. While only Title II applies to state and local governments, it incorporates the Title I prohibition from employment discrimination affecting the city’s employees.
- **Title III - Public Accommodations:** This title prohibits discrimination based on disability by private entities in places of public accommodation. Examples include hotels, restaurants, and other businesses that offer goods or services to the public.
- **Title IV – Telecommunications:** This title requires telephone companies to have developed interstate and intrastate telephone relay services in every state.
- **Title V - Miscellaneous Provisions:** This title has a variety of provisions relating to the ADA, including its relationship to other laws, its impact on insurance benefits and prohibiting “reverse discrimination” lawsuits.

In the Americans with Disabilities Act (ADA), the term disability is defined, with respect to an individual, as:

- A physical or mental impairment that substantially limits one of more of the major life activities of such individual,
- A record of such an impairment, or
- Being regarded as having such an impairment.

The ADA and its Relationship to Other Laws

Title II of ADA is companion legislation to two previous federal statutes and regulations: the Architectural Barriers Acts of 1968 and Section 504 of the Rehabilitation Act of 1973.

The Architectural Barriers Act of 1968 is a Federal law that requires facilities designed, built, altered, or leased with Federal funds to be accessible. The Architectural Barriers Act marks one of the first efforts to ensure access to the built environment.

Section 504 of the Rehabilitation Act of 1973 is a Federal law that protects qualified individuals from discrimination based on their disability. The nondiscrimination requirements of the law apply to employers and organizations that receive financial

assistance from any Federal department or agency. Title II of ADA extended this coverage to all state and local government entities, regardless of whether they receive federal funding or not.

Public Rights of Way Accessibility Guidelines (PROWAG) is developed by the Access Board and are guidelines that address accessibility in the public right-of-way. Sidewalks, street crossings, and other elements of public rights-of-way are all covered in the PROWAG Guidelines. The City Transition Plan primarily adheres to PROWAG.

ADA Requirements of Salt Lake City

Under Title II of the ADA, the City must meet these general requirements:

- Must operate their programs so that, when viewed in their entirety, the programs are accessible to and usable by individuals with disabilities (28 C.F.R. Sec. 35.150).
- May not refuse to allow a person with a disability to participate in a service, program or activity simply because the person has a disability (28 C.F.R. Sec. 35.130 (a)).
- Must make reasonable modifications in policies, practices and procedures that deny equal access to individuals with disabilities unless a fundamental alteration in the program would result (28 C.F.R. Sec. 35.130(b) (7)).
- May not provide services or benefits to individuals with disabilities through programs that are separate or different unless the separate or different measures are necessary to ensure that benefits and services are equally effective (28 C.F.R. Sec. 35.130(b)(iv) & (d)).
- Must take appropriate steps to ensure that communications with applicants, participants, and members of the public with disabilities are as effective as communications with others (28 C.F.R. Sec. 35.160(a)).
- Must designate at least one responsible employee to coordinate ADA compliance. This person is often referred to as the “ADA Coordinator.” The public entity must provide the ADA coordinator’s name, office address, and telephone number to all interested individuals (28 CFR Sec. 35.107(a)).
- Must provide notice of ADA requirements. All public entities, regardless of size, must provide information about the rights and protections of Title II to applicants, participants, beneficiaries, employees, and other interested persons (28 CFR Sec. 35.106).
- Must establish a grievance procedure. Public entities must adopt and publish grievance procedures providing for prompt and equitable resolution of complaints. This requirement provides for a timely resolution of all problems or conflicts related to ADA compliance before they escalate to litigation and/or the federal complaint process (28 CFR Sec. 35.107(b)).

ADA Coordinator

The City has designated the following to serve as ADA Title II Coordinator to oversee the City’s policies and procedures:

Ashley Lichtle, ADA Coordinator
Office of the Mayor
451 S. State Street
Room 345
Salt Lake City, UT 84111
Phone: (801) 535-7739
Fax: 801-535-6331

She serves as the primary point of contact on all issues related to ADA program accessibility within the city. She also oversees the requirements outlined in the ADA for effective communication to the public, in the grievance procedure, and in policies and procedures for all the City's programs.

The ADA Title II Coordinator is available to answer questions from both the public and city employees about accommodating persons with disabilities and Title II of the ADA. All written requests shall be sent to the ADA Coordinator at the address above.

Any Salt Lake City Title I Employment issues will be handled by the City's designated ADA Specialist in the Human Resources department. Currently, the City's HR ADA Specialist is:

Darlene Harper, Leave and ADA Specialist
Department of Human Resources
349 S. 200 E. Suite 500
Salt Lake City, UT 84114
Phone: (801) 535-6607
Fax: (801) 535-6635

Public Notice and Grievance Procedure

Under the Americans with Disabilities Act, public entities are required to publish their responsibilities regarding ADA compliance. The City's public notice can be found on the City's Accessibility webpage, and draft of this notice is provided in Appendix B.

If users of Salt Lake City facilities and services believe the City has not provided reasonable accommodation, they have the right to file a grievance. The City has developed a grievance procedure for the purpose of the prompt and equitable resolution of resident complaints, concerns, comments, and other grievances.

The grievance procedure is available for all interested parties to document a grievance/ complaint related to facilities, services, and programs owned and or operated by the city. This grievance procedure can be found on the City's Accessibility webpage and a draft of this procedure is provided in Appendix C.

The City's ADA Coordinator is responsible for ensuring that the grievance procedure is followed and that records are kept for at least three years.

Self-Evaluation

Overview

Salt Lake City is required, under Title II of the Americans with Disabilities Act (ADA), to perform a self-evaluation of its current policies, practices, and programs. This self-evaluation identifies what policies and practices impact accessibility and examines how the City implements these policies. The goal of the self-evaluation is to verify that, in implementing the City's policies and practices, City departments are providing access and not adversely affecting the full participation of individuals with disabilities.

The intent of the ADA self-evaluation is to review the agency's entire public program, including all facilities on public property and within public rights-of-way, to identify any obstacles or barriers to accessibility that need to be addressed. The general categories of items to be evaluated include:

- **Communications, Information and Facility Signage.**
- **City Programs, Services, and Activities:** City policies and procedures for general nondiscrimination, effective communication, and web accessibility.
- **Building Facilities and Related Spaces:** buildings, parking areas, parks, and other types of publicly accessible spaces owned by the City.
- **Pedestrian Facilities in the Right of Way:** sidewalks, curb ramps, and traffic control signals located within the City right-of-way.

Process & Findings

In 2023, the City completed a self-evaluation of its services, programs, activities, and priority City-owned facilities and within public rights-of-way concerning accessibility. Findings from this review and the subsequent transition plan are provided in the following sections.

An important component of the self-evaluation process is the identification of obstacles or barriers to accessibility and the corresponding modifications that will be needed to remedy these items. The following sections provide a summary of obstacles that the City plans to address as part of this Transition Plan.

Communications, Information & Facility Signage

Title II of ADA includes the following requirements regarding Communications.

General (28 CFR Sec. 35.160)

- The City shall take appropriate steps to ensure that communications with applicants, participants, and members of the public with disabilities are as effective as communications with others.
- The City shall furnish appropriate auxiliary aids and services where necessary to afford an individual with a disability an equal opportunity to participate in, and enjoy the benefits of, a service, program, or activity conducted by a public entity.
- In determining what type of auxiliary aid and service is necessary, the City shall give primary consideration to the requests of the individual with disabilities.

Information and Signage (28 CFR Sec. 35.163)

- The City shall ensure that interested persons, including persons with impaired vision or hearing, can obtain information as to the existence and location of accessible services, activities, and facilities.
- The City shall provide signage at all inaccessible entrances to each of its facilities, directing users to an accessible entrance or to a location at which they can obtain information about accessible facilities. The international symbol for accessibility shall be used at each accessible entrance of a facility.
- Other examples of important communication items/devices include Accessible Pedestrian Signals (APS) used at intersections and signs, pavement markings and other traffic control devices used to provide advance warning and positive guidance in the vicinity of construction, maintenance or utility work areas/zones that impact sidewalks, crosswalks, or other pedestrian access routes.

City Programs, Services, and Activities**Methodology**

The ADA requires that all programs, services, and activities offered by the City are accessible to all residents. The self-evaluation of the City's services, programs, and activities required and involved the participation of every City department and division. City departments, through their identified departmental ADA liaison, were responsible for completing the self-evaluation process under the guidance of the ADA Coordinator. Each liaison was provided with an evaluation survey for general nondiscrimination, effective communication, program accessibility, and web accessibility. The review included all formal and informal policies and procedures undertaken by departments to identify barriers to access. A list of the participating Departmental ADA Liaisons can be found in Appendix A.

Findings

Salt Lake City policies and procedures were reviewed by the City's ADA Coordinator, and none were found to be discriminatory for people with disabilities. The City has some ADA policies in place that can be found in Title 64 of the Salt Lake City Policies and Procedures Manual. City departments refer to the City's policies and procedures for effective communication, general nondiscrimination, program accessibility and web accessibility.

The City has a statement of accommodation on City Council agendas and public notices providing persons with disabilities the opportunity to request accommodation in advance to participate in City programs, services, and activities. In addition, the City has the required ADA nondiscrimination notice and the notice regarding rights afforded to persons with disabilities included within all published announcements. As required by Title II of the ADA, the City has an ADA grievance procedure and grievance form.

Recommendations

As City policies, procedures, programs, and services evolve, it is recommended that the City:

- Continually self-evaluate all programs, services, and policies,
- Implement appropriate WCAG standards to all digital content on websites, social media, and apps,
- Communicate the City’s ADA compliance initiatives through timely updates and staff training, and
- Work with disability stakeholders, including the City’s Accessibility and Disability Commission, to improve or implement accessibility measures.

Salt Lake City Transition Plan

Transition Plan Need and Purpose

As required by Title II of the ADA, Salt Lake City (“the City”) conducted an evaluation of its buildings, parks, and facilities within public rights of way and developed this Transition Plan.

The purpose of this Plan is to document the City’s evaluation and develop objectives for eliminating the barriers to access that were found. ADA evaluation, transition planning, and implementation will be a continuous effort for the City. Salt Lake City is committed to updating the ADA Transition Plan annually with oversight of the Mayor. This Plan is intended to be a working document that will be expanded as future evaluations of the programs and services offered by the City are completed.

This document includes the methodology used to assess the programs, services, and activities, including pedestrian facilities on public rights of way, parks, and city buildings, as part of the initial phase of the development of the Plan and establishes a schedule and priorities to complete the Plan. The City’s ADA Coordinator, Ashley Lichtle, collected and compiled the data in this document. The ADA Coordinator is housed in the Salt Lake City Mayor’s Office. The Mayor’s Office will serve as the primary clearing house and record keeper for all issues related to ADA accessibility.

It is recognized that Salt Lake City was incorporated in 1851 and much of its infrastructure pre-dates incorporation. Thus, with the notable amount of existing non-ADA compliant access, it is understood that the transition from non-ADA compliance to full ADA-Compliance, citywide, is a process requiring a fair amount of time. The Salt Lake City Transition Plan exists to facilitate this on-going transition into full compliance.

Overview

Requirements of an ADA Transition Plan include the identification of noncompliant items and the methods to remove the barriers. The term “transition plan” comes from the terminology in the 1990 Americans with Disabilities Act (ADA) that describes how public entities would be “transitioning” into compliance. The term “barrier removal” plan is used in addition to the term transition plan when public entities are no longer transitioning into compliance. The transition/barrier removal plan identifies the noncompliant barrier that may deny access to goods and services, the proposed method to remove the barrier, the identity of the responsible person(s) to oversee the implementation of the plan, and the projected schedule for barrier removal of “structural” barriers.

The City recognizes that ADA compliance is an ongoing process. As required by the ADA, noncompliant findings regarding physical barriers are documented in the Salt Lake City Transition Plan. The City will continually update project schedules for barrier removal and will consider a variety of factors to assist with and assign priorities for barrier removal.

City Building Facilities

Methodology

An Existing Facilities evaluation was completed of all City-owned buildings identified in the self-evaluation program accessibility survey. These buildings were prioritized since they were identified by City staff as buildings that the public interacts with through services or programs. The City owns many additional buildings omitted from this inventory at this time. Those buildings, as well as the ones included in this report, will be surveyed in the City's Facility Condition Assessment project currently underway through the Department of Public Services.

The evaluation of buildings is intended to identify barriers to access and develop a plan to eliminate these barriers. This Plan is not limited to remodeling or reconstruction of existing facilities but can include such corrective action as relocating services to an alternative location either within the same City property or an alternative City property that offers greater access.

To complete the Existing Facilities evaluation, a survey was created through ArcGIS. The questions in the survey are from the established ADA survey instrument, ADA Checklist for Existing Facilities based on the [2010 ADA Standards for Accessible Design](#). The survey was created by Salt Lake City's ADA Coordinator and the data was collected by the ADA Coordinator and the ADA Data Analyst intern during Fall 2023.

The Existing Facilities evaluation included the following locations:

- Art Barn
- City & County Building
- Gallivan Center
- Justice Court
- Pioneer Precinct
- Plaza 349
- Public Lands Building
- Public Safety Building
- Regional Athletic Complex
- SLCFD Training Facility
- Sorenson Community Center
- Sorenson Unity Center
- Streets & Sanitation Building
- YouthCity at Fairmont Park
- YouthCity at Liberty Park
- YouthCity at Ottinger Hall

Note: Due to construction, some areas of the City and County Building were not available for evaluation during this inventory and should be evaluated later.

For each location, the survey evaluated:

- Priority 1: Accessible approach and entrance
 - Parking
 - Exterior Accessible Route
 - Curb Ramps
 - Exterior Ramps
 - Entrance
- Priority 2: Access to goods and services
 - Interior Accessible Route
 - Interior Ramps
 - Elevators
 - Signs
 - Interior Doors (to conference rooms, etc.)
 - Rooms and Spaces
 - Seating (Assembly Areas, Non-employee work surfaces, General)
 - Sales and Service Counters
- Priority 3: Access to public toilet rooms
 - Accessible Route
 - Signs
 - Entrance
 - In the toilet room
 - Lavatories (The 2010 Standards refer to sinks in toilet rooms as lavatories.)
 - Soap Dispensers and Hand Dryers
 - Toilet Stalls
- Priority 4: Access to other items such as water fountains and public telephones
 - Drinking Fountains
 - Telephones
 - Fire Alarm Systems

Findings

Some of the findings are maintenance or low-cost alterations while others are larger alterations or construction that can be costly and require additional planning. The findings should be taken into consideration for improvement projects and long-range planning goals. The accessibility barriers identified are provided in Appendix H.

Ultimately, if there is a barrier that cannot be remediated or will take years to remediate, it is recommended that City departments ensure that no public programs, services, or activities take place in any inaccessible areas.

Note: Facilities were evaluated using the 2010 Standards for Accessible Design. Some evaluated facilities were constructed prior to March 15, 2012, and elements in facilities built or altered before then that comply with the 1991 ADA Standards for Accessible Design are not required to be modified to specifications in the 2010 Standards. This “safe harbor” provision applies only until alterations or additions are made to that facility.

Improvement Schedule

In recent years, the City has implemented the following accessibility improvements to its building facilities:

- Relocated interior signage,
- Insulated restrooms sink pipes,
- Added proper signage to accessible parking stalls,
- Installed an ADA entrance to the Art Barn,
- Added or moved restroom grab bars, and
- Recalibrated door opening force and closing speed throughout buildings.

Implementation Methodology

The City will utilize two methods for upgrading buildings to meet current ADA standards. The first and most comprehensive of the two methods are the scheduled building improvements plan as part of the Capital Improvement Plan. All ADA related facilities impacted by these projects will be upgraded to current ADA accessibility standards. For example, all new or remodeled buildings will be built or upgraded to meet the latest ADA standards. The second method is the stand-alone ADA accessibility improvement project. These projects will most likely arise from a need to upgrade a specific facility based on input from the public and will be incorporated into the Capital Improvement Program (CIP) on a case- by-case basis as determined by City staff and approved by City Council. Minor maintenance barriers will be addressed through the Public Services Work Order portal. Information about the barrier removal timeline can be found in Appendix H.

City Parks and Golf Courses

Methodology

A survey created through ArcGIS was utilized for the park and golf course evaluation. The questions in the survey are based on several established ADA survey instruments, including the [ADA Checklist for Existing Facilities](#) based on the 2010 ADA Standards for Accessible Design, the U.S. Access Board's Guidance on Recreation Facilities, and the Architectural Barriers Act (ABA) Accessibility Standards. The questions asked were pulled from the ADA Checklist for Existing Facilities surveys for [Priorities 1-4](#), [Play Areas](#), and [Sports Activities](#). The survey was created by Salt Lake City's ADA Coordinator and the data was collected by the ADA Coordinator and the ADA Data Analyst intern during Summer 2023.

79 Salt Lake City parks were evaluated by the ADA Coordinator and the ADA Data Analyst Intern. The Department of Public Lands provided a list of City parks for the evaluation. All City-owned golf courses were evaluated by the SLC Golf Division Director Matt Kammeyer.

The parks self-inventory included the following locations:

- 11th Avenue Park
- 1700 South River Park
- 337 Pocket Park
- 6th East Park
- 900 South River Park
- Artesian Well Park

- Beatrice Evans Park
- City Creek Park
- Cotten Park
- Cottonwood Park
- Curtis Park
- Davis Park
- Dee Glen Smith Tennis
- Donner Trail Park
- Ensign Downs Park
- Ensign Peak Nature Park Entry
- Fairmont Park
- Faultline Park
- Fire Station Tennis
- First Encampment Park
- Gallacher Tot Lot
- Glendale Park
- Guadalupe Park
- Herman Franks Park
- Hillcrest Park
- Imperial Neighborhood Park
- Inglewood Park
- International Peace Gardens
- Jackson Park
- Jake Garn Park
- Jefferson Park
- Jordan Park
- Kay Rees Park
- Kletting Park
- Laird Park
- Liberty Park
- Library Square
- Lindsey Gardens
- Lower Washington Park
- Madsen Park
- Meadows Community Park
- Memory Grove
- Miami Park
- Modesto Park
- North Gateway Park
- Parleys Way Park
- Peoples Freeway Park
- Pioneer Park
- Poplar Grove Park
- Popperton Park
- Post Street Tot Lot
- Pugsley Ouray Park
- Redwood Meadows Park
- Reservoir Park
- Richmond Park
- Riverside Park

- Ron Heaps Memorial Park
- Rosewood Park
- Rotary Glen Park
- Sherwood Park
- Shipp Park
- Silver Park
- Sorenson Multicultural Center Grounds
- Steenblik Park
- Stratford Park
- Sunnyside Park
- Swede Town Park
- Taufer Park
- Upper Washington Park
- Van Ness Tot Lot
- Victory Park
- Warm Springs Park
- Wasatch Hollow Park
- Washington Square
- Westminster Park
- Westpointe Park

For each park location, the survey evaluated:

- parking (if applicable) and/or site arrival points
- accessible routes to and through the park
- play areas
- sports courts and athletic fields
- restrooms (including sinks, soap dispensers, and hand dryers)
- water fountains and other amenities

The golf course inventory included the following locations:

- Bonneville Golf Course
- Forest Dale Golf Course
- Glendale Golf Course
- Mountain Dell Golf Course
- Nibley Park Golf Course
- Rose Park Golf Course

Findings

Many of the findings are maintenance or low-cost alterations, such as adding proper accessible parking signage while others are larger alterations or construction that can be costly and require additional planning, such as installing accessible ground surfacing. The findings should be taken into consideration for improvement projects and long-range planning goals. The Parks transition plan phasing schedule can be found in Appendix G. There were no findings for the golf courses during this evaluation.

Implementation Methodology

Area Managers and Supervisor teams will meet to discuss priorities based on the Self-Evaluation findings and create a multi-year roadmap of resource allocation including staffing, funding, and timing (competing maintenance priorities). Teams will set annual

goals in planning sessions so that the proper time, people, and funds are allocated, and said workplan will be reviewed monthly by the area's Operations Manager to establish accountability of progress.

Salt Lake City Parks Division will prioritize the removal of identified barriers defined by project readiness, public usage, and safety factors. The process will be engaged globally – that is, each area supervisor will receive a list of administration-designated priorities to address and a budget and timeline within which they will operate. Whenever possible, existing, or planned maintenance or Capital Improvement Program work dealing with an identified barrier will be dealt with for efficiency's sake and a matter of course. (ie re-paving a parking lot where striping and adjacent vehicle clearance issues exist will call for a striping layout that addresses the old surface's shortcomings.)

City Pedestrian Facilities in the Right of Way

Methodology

Salt Lake City Engineering has a strong commitment to the elimination of accessibility barriers in the public right-of-way (PROW). All PROW construction projects including permit work, subdivisions, private development, deteriorated concrete replacement, and capital improvements are required to meet Americans with Disabilities Act (ADA) standards.

The City has an existing sidewalk and accessibility ramp inventory within Cartegraph OMS. The geospatial data, asset attributes, and information are maintained in a centralized Geographic Information Systems (GIS) database maintained by Salt Lake City's Information Management Department. Several Divisions including Engineering, Parks and Public Lands, and Streets contribute to and maintain this data providing the City with a comprehensive inventory of all ADA assets and the location.

Findings

In 2019 and 2020, the City conducted an inventory of all City-maintained sidewalks in the PROW. These were collected using field personnel and assessed for condition. These assets were evaluated and visually inspected by block face using conditional criteria from the American Public Works Association (APWA) and ADA. The assessments were logged and geospatially recorded. The concrete condition was evaluated and scored with an overall condition rating assigned to the block face.

The PROW inventory included the following:

- 4,522,857 linear feet of sidewalks
 - o 274,125' need remove and replace (6.0%) (1,096,500 sq/ft)
 - o 438,300' need concrete lifting or mudjacking (9.7%) (1,933,200 sq/ft)
 - o 1,845,205' need grinding (40.1%)
- 242 signalized intersections
 - o 162 accessible pedestrian signals

In 2022 and 2023, the City conducted an inventory of all City-maintained ADA ramps. Field

personnel, using field maps, evaluated all PROW ramp assets. There are 11,327 curb ramps within the City right-of-way. These curb ramps have been inspected to determine if they meet ADA accessibility criteria. The overall results are listed below:

This inspection yielded the following results:

- 6,860 (60.56%) of those curb ramps met ADA accessibility criteria
- 2,768 (24.44%) of those curb ramps met ADA criteria when installed, but do not meet current criteria
- 1,699 (15%) of those curb ramps did not meet ADA accessibility criteria

Cost Summary

As mentioned above, the ramp inventory identified approximately 11,327 possible accessibility ramp locations. Of these, 6,860 met ADA accessibility requirements. The remaining 4,467 will need some level of refinement to bring them into compliance. The average construction cost is approximately \$4600 in today's dollars. The cost may range as high as \$13,000 for a complicated corner ramp. Using \$5,000 per ramp as an estimate, the approximate cost to bring all ramps into ADA compliance in the PROW is approximately \$22,335,000.

Since funding to install all the needed ramps is not immediately available, a determination of priority locations for the expenditure of City funds will continue development. Suggested criteria include pedestrian traffic volume, bus routes, school routes, public buildings, commercial outlets, citizen requests, and coordination with special needs groups. Public feedback can also help determine location priority. The citywide accessibility plan in conjunction with a robust asset plan is feasible.

The following summary is provided to show progress over the past five years as a rough estimate to evaluate the number of ramps ADA-compliant ramps built per year these past three years.

Chronological Summary of Ramp Installation

Category	Number of Ramps			
	2021	2022	2023	Remaining
Total Possible Ramp Locations	60	107	244	11,327
Remaining Possible Ramp Locations				4,467

Yearly Funding To Date -CIP Concrete Program

Year	CIP Award	CDBG Award	Total Concrete
2023-2024	\$ 750,000	\$ -	\$ 750,000
2022-2023	\$ 436,281	\$ -	\$ 436,281
2021-2022	\$ 750,000	\$ -	\$ 750,000
2020-2021	\$ -	\$ -	\$ -
2019-2020	\$ 402,443	\$ -	\$ 402,443
2018-2019	\$ 700,000	\$ 306,429	\$ 1,006,429
2017-2018	\$ 694,919	\$ 120,169	\$ 815,088
2016-2017	\$ 650,000	\$ 339,687	\$ 989,687
Totals	\$ 4,383,643	\$ 766,285	\$ 5,149,928
Averages/Year	\$ 547,995	\$ 95,786	\$ 643,741

Implementation Methodology

The City will utilize two methods for upgrading pedestrian facilities to the current ADA standards. The first and most comprehensive of the two methods are the scheduled street and utility improvement projects. All pedestrian facilities impacted by these projects will be upgraded to current ADA accessibility standards. The second method is the stand-alone sidewalk and ADA accessibility improvement project. These projects will be incorporated into the Capital Improvement Program (CIP) on a case-by-case basis as determined by City staff.

Public Outreach

The City recognizes that public participation is an important component in the development of this document. Feedback from the public is encouraged throughout the development and execution of this Transition Plan, and there are many ways to engage with City employees. Interested community members are encouraged to reach out to the ADA Coordinator at any time to discuss accessibility throughout the city. The ADA Coordinator can be reached at ADA@slc.gov or by phone at 801-535-7739.

Public Review and Comment Period

This document was available for public comment from June 1 to September 30, 2024.

Accessibility and Disability Commission Meeting

This document was presented to the Accessibility and Disability Commission and members of the public during the May 2024 Commission meeting held Thursday, May 23, 2024.

Parks Public Engagement

A public engagement survey was open from August 2nd until October 30th. The survey had 43 respondents. The ADA Coordinator, Parks division, and Civic Engagement team held two in person public engagement workshops during this time. 1 participant attended the in-person workshop to discuss a public space not included in this evaluation. The results from the digital survey are included in Appendix F.

Progress Monitoring and Transition Plan Management

This document will continue to be updated as conditions within the City evolve.

The appendices in this document will be updated periodically, while the main body of the document will be updated every 3-5 years, with a future update schedule to be developed as necessary. Any substantive updates that change the method of evaluation and improvement prioritization to the main body of this document will include a public comment period to continue the City’s public outreach efforts. The ADA Transition Plan will be updated and presented to City Council every five years.

The City recognizes that ADA compliance is an ongoing responsibility, which will require monitoring to identify future accessibility issues that may be encountered. The ADA Coordinator will conduct an annual review of ongoing evaluations, improvements, and compliance. City employees and community stakeholders are encouraged to report any accessibility concerns or deficiencies that are identified.

Formal Adoption of ADA Transition Plan

This ADA Transition Plan is hereby adopted by Salt Lake City Corporation, effective June of 2024.

Signed:

ADA Title II Coordinator

Date

Authorizing Official

Date

APPENDICES

Appendix A – Contact List

2023 ADA Data Analyst Intern

Charles McCurry

Public Right of Way ADA Coordinator

Name: Chris Norlem, Construction Program Manager

Phone: 801-535-6289

Email: Chris.Norlem@slc.gov

2023 Departmental ADA Liaisons

City Council: Vili Lolohea

Community & Neighborhoods: Kat Vuong

Building Services: Ken Anderson

Housing Stability: Dillon Hase

Transportation: Amy Lyons

Parks Division Director: Toby Hazelbaker

Public Lands Department: Makaylah Maponga

Golf Division: Coty Shelton

Event Permitting: Emily Snow

Public Services: Stephanie Gliot

Compliance: David Tola

Facilities: Riley Bird

Streets Division: Taylor Holbrook

Engineering: Chris Norlem, David Jones

Public Utilities: Holly Lopez

Fire Department: Chief Dan Walker

Emergency Management: Summer Misner

Police Department: Lt. Gordon Worsencroft

SLC911: Lisa Kehoe

Economic Development: Veronica Cavanagh

Arts Council: Dawn Borchardt

Redevelopment Agency: Robyn Stine

Sustainability: Cory Young

Justice Courts: Curtis Preece

Airport: Mark Cheminant

Finance: Jamahl Greer

Human Resources: Darlene Harper

City Attorney: Jaysen Oldroyd

IMS: Kristen Jensen

Appendix B – Public Notice

It is a priority of Salt Lake City Corporation that we are accessible and inclusive to everyone with access needs or disabilities.

In accordance with the requirements of title II of the Americans with Disabilities Act of 1990 (“ADA”), Salt Lake City Corporation will not discriminate against qualified individuals with disabilities on the basis of disability in its services, programs, or activities.

Employment

Salt Lake City Corporation does not discriminate on the basis of disability in its hiring or employment practices and complies with all regulations promulgated by the U.S. Equal Employment Opportunity Commission under title I of the ADA.

Effective Communication

Salt Lake City Corporation will generally, upon request, provide appropriate aids and services leading to effective communication for qualified persons with disabilities so they can participate equally in Salt Lake City Corporations programs, services, and activities, including qualified sign language interpreters, documents in Braille, and other ways of making information and communications accessible to all individuals with access needs and disabilities.

Modifications to Policies and Procedures

Salt Lake City Corporation will make all reasonable modifications to policies and programs to ensure that people with disabilities have an equal opportunity to enjoy all its programs, services, and activities. For example, individuals with service animals are welcomed in Salt Lake City Corporation offices, even where pets are generally prohibited.

Anyone who requires an auxiliary aid or service for effective communication, or a modification of policies or procedures to participate in a program, service, or activity of Salt Lake City Corporation should contact the ADA Coordinator as soon as possible but no later than 48 hours before the scheduled event.

The ADA does not require Salt Lake City Corporation to take any action that would fundamentally alter the nature of its programs or services or impose an undue financial or administrative burden.

Complaints that a program, service, or activity of Salt Lake City Corporation is not accessible to persons with disabilities should be directed to:

Ashley Lichtle, ADA Coordinator
 Office of the Mayor
 451 South State Street, Room 345
 Salt Lake City, UT 844114-5474
 Phone: 801-535-7739
 TTY: 711
 Fax: 801-535-6331

Appendix C – Grievance Procedure

This Grievance Procedure is established to meet the requirements of Title II of the Americans with Disabilities Act of 1990. It may be used by anyone to file a formal complaint alleging discrimination on the basis of disability in the provision of City services, activities, programs, and facilities.

The complaint should be in writing and contain information about the alleged discrimination such as the name, address, phone number of the complainant and location, date, and description of the problem. Alternative means of filing complaints, such as personal interviews or a tape recording of the complaint, will be made available for people with disabilities upon request.

The complaint should be submitted by the grievant and/or their designee as soon as possible but no later than 60 calendar days after the alleged violation to:

Ashley Lichtle, ADA Coordinator
Office of the Mayor
451 South State Street, Room 345
Salt Lake City, UT 844114-5474
Phone: 801-535-7739
TTY: 711
Fax: 801-535-6331

Within 15 calendar days after receipt of the complaint, ADA Coordinator or designee will meet with the complainant to discuss the complaint and the possible resolutions. Within 15 calendar days of the meeting, ADA Coordinator or designee will respond in writing, and where appropriate, in format accessible to the complainant, such as large print, Braille, or audio tape. The response will explain the position of the City and offer options for substantive resolution of the complaint.

Appeal of Decision

If the response by ADA Coordinator or their designee does not satisfactorily resolve the issue, the complainant and/or his/her designee may appeal the decision of within 15 calendar days after receipt of the response to the Mayor or his / her designee. Within 15 calendar days after receipt of the appeal, the Mayor, or designee, will meet with the complainant to discuss the complaint and possible resolutions. Within 15 calendar days after the meeting, the Mayor, or designee, will respond in writing, and, where appropriate, in a format accessible to the complainant, with a final resolution of the complaint.

Record

All written complaints received by ADA Coordinator or designee, appeals to the Mayor or designee, and responses from these two offices will be retained by the City for at least three years.

[Click here for the interactive Grievance Form.](#)

Appendix D – ADA Design Standards and Procedures

Design Standards

In October 2018, Salt Lake City’s Engineering Division adopted the 2017 edition of the APWA Manual of Standard Plans and Manual of Standard Specifications, with some exceptions. The list of exceptions can be found at: <https://www.slc.gov/engineering/2018/12/10/2017-apwa-adopted-exceptions/>.

The City has Public Rights-of-Way Accessibility Guidelines (PROWAG), as adopted by the Utah Department of Transportation (UDOT), as its design standard. Information about PROWAG can be found at: <https://www.access-board.gov/prowag/>.

The City follows the Manual on Uniform Traffic Control Devices (MUTCD) from the Federal Highway Administration with respect to pedestrian signals.

Design Procedures

Intersection Corners

Every attempt will be made to achieve compliance when constructing or upgrading curb ramps or blended transitions will attempt to be constructed or upgraded to achieve compliance within all capital improvement projects. There may be limitations which make it technically infeasible for an intersection corner to achieve full accessibility within the scope of any project. Those limitations will be noted. Regardless of if full compliance can be achieved or not, each intersection corner installed or retrofitted shall be made as compliant as possible to ADA standards in accordance with the judgment of City staff.

Sidewalks / Trails

Every attempt will be made to achieve compliance when constructing sidewalks and trails within all capital improvement projects. There may be limitations which make it technically infeasible for segments of sidewalks or trails to achieve full accessibility within the scope of any project. Those limitations will be noted. Regardless of whether full compliance can be achieved, every sidewalk or trail constructed or upgraded shall be made as compliant as possible to ADA standards in accordance with the judgment of City staff.

Traffic Control Signals

Every attempt will be made to achieve compliance when constructing new traffic control signals within all capital improvement projects. There may be limitations which make it technically infeasible for individual traffic control signal locations to achieve full accessibility within the scope of any project. Those limitations will be noted. Regardless of if full compliance can be achieved or not, each traffic signal control location installed or upgraded shall be made as compliant as possible to ADA standards in accordance with the judgment of City staff.

Other policies, practices, and programs

Policies, practices, and programs not identified in this document will follow the applicable ADA standards.

Appendix E – Glossary of Terms

Accessible: A facility that provides access to people with disabilities using the design requirements of the ADA.

Accessible Pedestrian Signal (APS): A device that communicates information about the WALK phase in audible and vibrotactile formats.

Alteration: A change to a facility in the public right-of-way that affects or could affect access, circulation, or use. An alteration must not decrease or have the effect of decreasing the accessibility of a facility or an accessible connection to an adjacent building or site.

Americans with Disabilities Act (ADA): The Americans with Disabilities Act; Civil rights legislation passed in 1990 and effective July 1992. The ADA sets design guidelines for accessibility to public facilities, including sidewalks and trails, by individuals with disabilities.

Architectural Barriers Act (ABA): Federal law that requires facilities designed, built, altered or leased with Federal funds to be accessible. The Architectural Barriers Act marks one of the first efforts to ensure access to the built environment.

Federal Highway Administration (FHWA): A branch of the US Department of Transportation that administers the federal-aid Highway Program, providing financial assistance to states to construct and improve highways, urban and rural roads, and bridges.

Mudjack: The process where concrete panels are lifted and leveled by pumping concrete beneath the panel rather than removing it and replacing the panel directly.

PROWAG: An acronym for the Guidelines for Accessible Public Rights-of-Way issued in 2005 by the U. S. Access Board. This guidance addresses roadway design practices, slope, and terrain related to pedestrian access to walkways and streets, including crosswalks, curb ramps, street furnishings, pedestrian signals, parking, and other components of public rights-of-way.

Right of Way: A general term denoting land, property, or interest therein, usually in a strip, acquired for the network of streets, sidewalks, and trails creating public pedestrian access within a public entity's jurisdictional limits.

Section 504: The section of the Rehabilitation Act that prohibits discrimination by any program or activity conducted by the federal government.

United States Access Board: An independent federal agency that develops and maintains design criteria for buildings and other improvements, transit vehicles, telecommunications equipment, and electronic and information technology. It also enforces accessibility standards that cover federally funded facilities.

Appendix F – ADA Accessibility in Parks Survey Results

Which parks do you go to or live nearby?



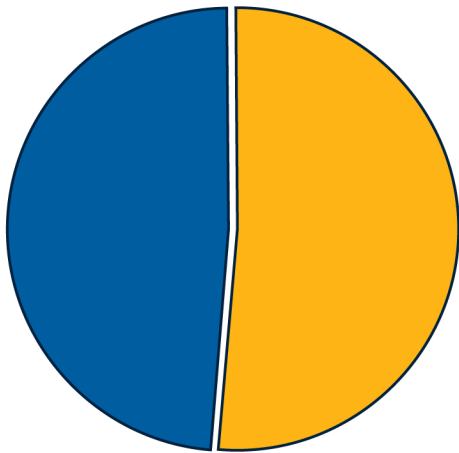
Response	Count
Liberty	4
Liberty Park	3
Westpointe Park and Riverside Park	1
Wasatch Hollow, Laird, Sugarhouse, Liberty, and many more neighborhood parks	1
Warm Springs Park.	1
Warm Springs Park, Liberty Park, Jordan Park/ Peace Gardens, Sunnyside Park. Outside of SLC, I go to Hatch Park in North Salt Lake, South Davis Rec Center Park and Murray Park. The last three non-Salt Lake Parks I drive to because they don't have homeless people living in them. I live in the Marmalade and have to walk my dog somewhere we are both safe and somewhere relaxing and not panhandled.	1
Warm Springs Park Liberty Park Memory Grove City Creek Pioneer Park	1
Veteren's Park in West Jordan, Jordan River walkway	1

AMERICANS WITH DISABILITIES ACT SELF-EVALUATION AND TRANSITION PLAN

Tanner park. Go there every day.	1
Sunnyside, Davis	1
Sugarhouse, Wasatch Hollow, Liberty, Herman Franks parks	1
Sugarhouse, Fairmont, Liberty, drive past Allen on my way to work.	1
Sugarhouse Park, Fairmont Park, Liberty Park	1
Sugarhouse Park	1
Sugarhouse	1
Sugar house, Liberty and Jordan River, Miller, Parleys Trail	1
Sugar House Park Liberty Park Allen Park	1
Sugar House Park Hidden Hollow	1
Pioneer Park and Liberty Park	1
Millcreek	1
Memory Grove Liberty Park	1
lindsey garden pepperton liberty	1
Liberty/Sugarhouse	1
Liberty, Fairmont, Sugarhouse	1
Liberty Park, Sugarhouse Park,	1
Liberty park, pioneer park	1
Liberty Park, Jordan Park	1
Liberty & First encampment	1
Jordan Liberty	1
I live nearby Riverside Park and go to Sugarhouse Park, Liberty Park, Sunnyside Park.	1
Fairmont, Sugar House, Liberty, Wasatch Hollow, Hidden Hollow	1
Fairmont, Sugar House, Liberty, Rosewood	1
Davis park, liberty park, Herm Franks park	1
Cottonwood	1
Constitution Park / Northwest Rec Center	1
City Creek Park, Pioneer Park	1

Answered: 41 Skipped: 2

Have you encountered any barriers to accessing any SLC parks?



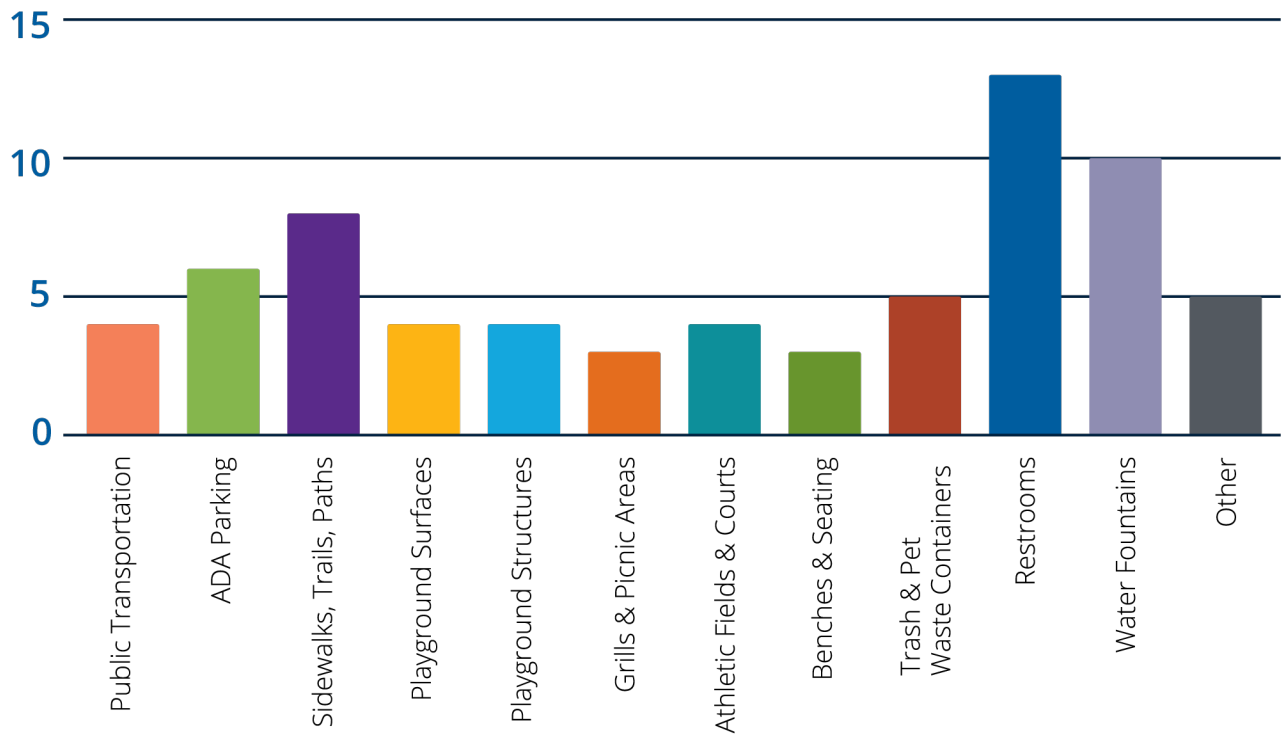
● NO ● YES

ANSWERS	COUNT	PERCENTAGE
NO	22	51.16%
YES	21	48.84%

Answers	Count	Percentage
No	22	51.16%
Yes	21	48.84%

Answered: 43 Skipped: 0

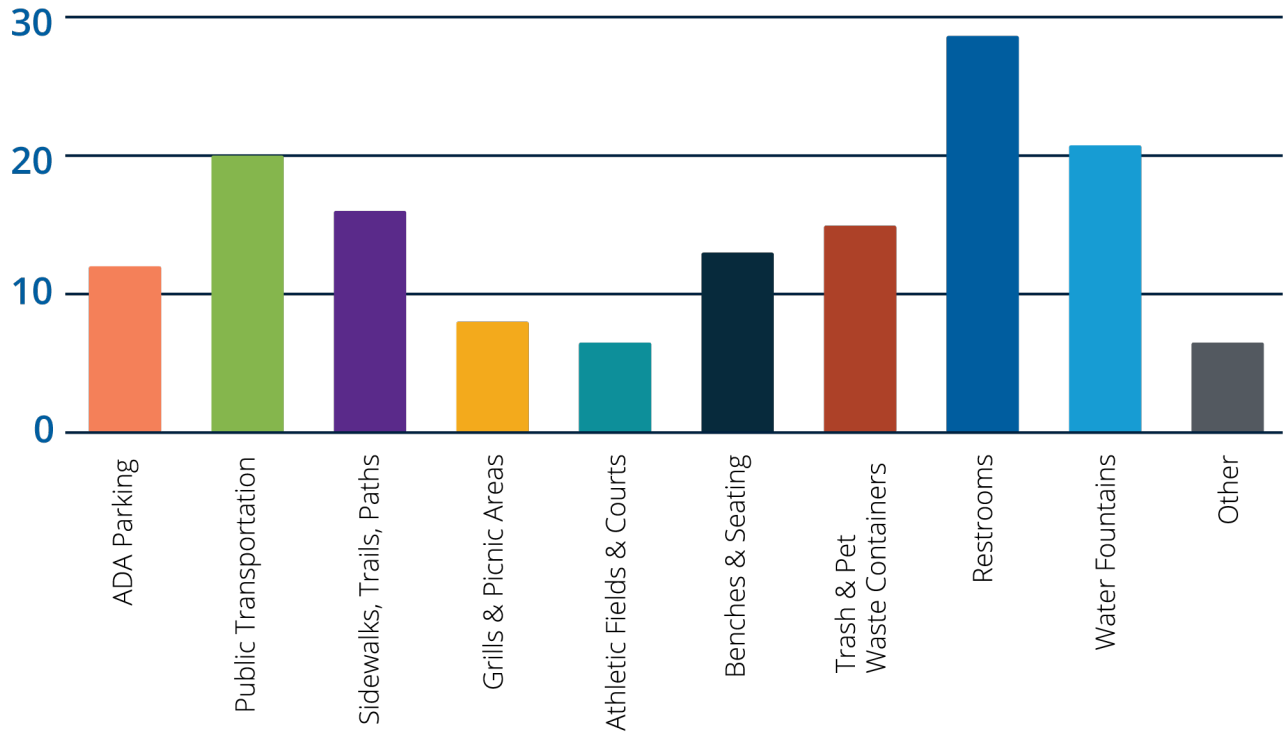
What barriers to access did you experience?



Answers	Count	Percentage
No ADA accessible parking (if the park has parking)	4	9.3%
No accessible route to the park from public transportation or parking lot	6	13.95%
No accessible route through the park to the areas I want to access	8	18.6%
Playground surfacing not accessible	4	9.3%
Play structures not accessible	4	9.3%
Picnic areas or grills not accessible	3	6.98%
Athletic fields or courts not accessible	4	9.3%
Benches not accessible	3	6.98%
Trash can or pet waste receptacle not accessible	5	11.63%
No (or closed) accessible restroom	13	30.23%
Water fountain no accessible	10	23.26%
Other (please elaborate)	5	11.63%

Answered: 20 Skipped: 23

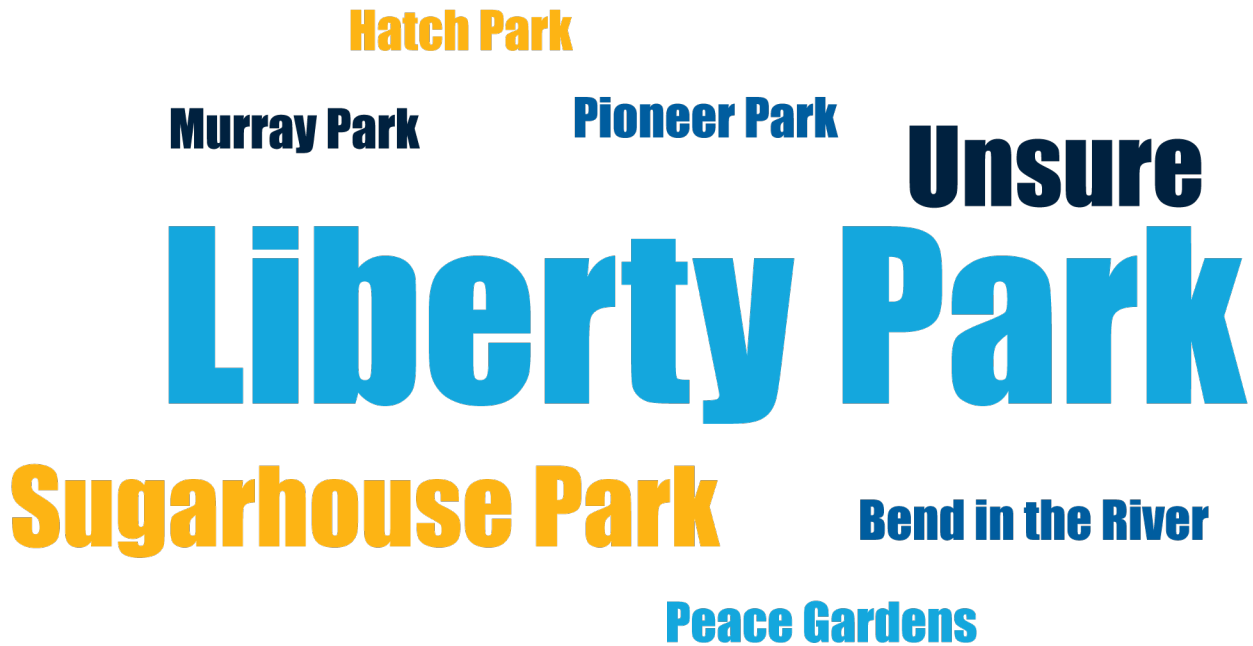
What are most important to increase ADA accessibility in SLC parks?



Answers	Count	Percentage
Accessible parking (if the park has parking)	12	27.91%
Accessible route to or through the park	20	46.51%
Accessible play areas or grills	8	18.6%
Accessible athletic fields or courts	6	13.95%
Accessible seating	13	30.23%
Trash can or pet waste receptacle on accessible route	15	34.88%
Accessible restrooms	28	65.12%
Accessible water fountain	21	48.84%
Other (Please elaborate)	6	13.95%

Answered: 41 Skipped: 2

Which parks do you feel have great ADA accessibility?



Response	Count
Liberty	5
Unsure	2
Unsure. Functional bathrooms and drinking fountains are inconsistent	1
Sugarhouse Park	1
Ones with accessible playgrounds	1
Not great but Liberty Park is good.	1
Not any of them are GREAT, though some are adequate.	1
N/A	1
Murray Park. Hatch Park.	1
Maybe Sugarhouse Park	1
Liberty/Sugarhouse	1
Liberty Park. Pioneer Park.	1

AMERICANS WITH DISABILITIES ACT SELF-EVALUATION AND TRANSITION PLAN

Liberty Park, Bend in the River, Peace Gardens/Jordan Park	1
Liberty park and Sugarhouse park.	1
Liberty park	1
Liberty and Sugar House	1
I don't know	1
Each seem to have pluses and negatives. Sugarhouse has lots of parking and some nice sidewalks but play equipment and pond are not accessible. This is the same with Liberty. No close parking for Allen.	1
Dont know	1
All of them	1
A lot of the smaller parts to do. Most of the bigger parts like Liberty all of the Ada accessibility is blocked by homeless people carts and tents	1

Answered: 26 Skipped: 17

Which parks do you feel should be prioritized for ADA accessibility improvements in S...

Liberty Park

City Creek Park **West Side Parks**

None **Pioneer Park**

All Parks

Peace Gardens\Jordan

Fairmont Park **Sugarhouse Park**

Response	Count
Sugar House Park	2
Liberty Park	2
West Side Parks	1
The larger more frequently used ones such as Sugarhouse and Liberty then focus to the next largest and so on.	1
Sugarhouse.	1
Sugarhouse Park	1
Sugar House	1
Pioneer Park, City Creek Park and Liberty Park	1
None.	1
None	1
Liberty Park. With the lack of housing options, it is a life line for homeless people. They deserve access to water and bathrooms	1

AMERICANS WITH DISABILITIES ACT SELF-EVALUATION AND TRANSITION PLAN

Liberty Park, Fairmont Park	1
Liberty park and Sugarhouse park	1
Liberty and Pioneer	1
Liberty	1
Jordan	1
I'd love to see parks on the west side get some priority.	1
I feel like all parks should have Ada accessibility	1
Cottonwood, it has been a while since we have had any improvements. Things have been taken away and not replaced, including the main bridge over the Jordan River.	1
Any park with a playground that is not fully accessible for the parent if a wheelchair user or the child if a wheelchair user.	1
All. I take residents from a nursing home to parks (not in Salt Lake City). Inclines are hard on them. The ones with walkers or who are ambulatory like to sit more frequently than healthy people so benches (particularly ones that can accommodate obese people) sometimes need to be more frequent adjacent to paved areas. They are intimidated by and fearful (probably not rightly so) of homeless people. Plus they want pleasant, relaxing, lovely scenery. People who are disabled have much difficulty removing themselves quickly from a park if they are intimidated. They get tired just getting out of the car and/or into their wheelchairs. It's a big deal and exhausting to many just to get dressed and be ready to depart from the care center. They shouldn't be disappointed with the effort they put in to go on a field trip.	1
ALL that are lacking.	1
All parks should be accessible for people with disabilities, including for children to play on playground equipment.	1
All of them of course. Instead of making 1 park great with ada accessibility would like little, basic and/or essential improvements to ALL parks	1

Answered: 26 Skipped: 17

Do you have any other ADA accessibility concerns about SLC parks?



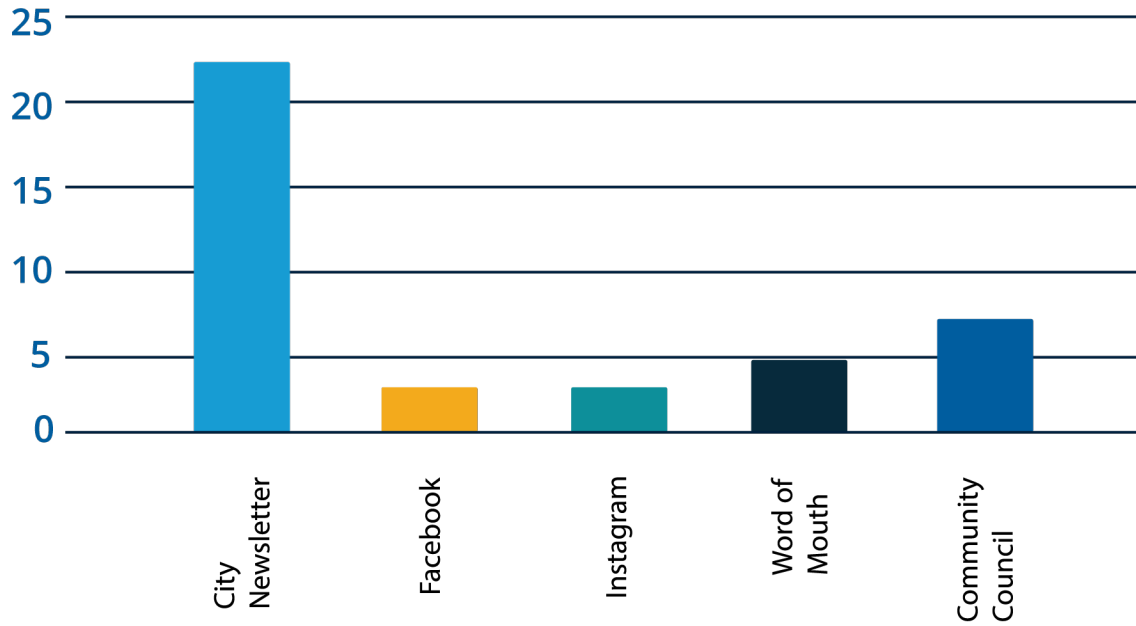
Response	Count
No	3
yes, the homeless and the trash and obstacles they leave	1
Weeds growing on and along pathways, especially goat heads	1
There is a section of sidewalk on the inner loop at Liberty Park, on the east side, approximately 1/3 from the north. The sidewalk is all broken up and when there has been precipitation, water/ice pools up and makes it difficult/dangerous for people on foot and those using mobility devices to pass through.	1
The Northwest Recreation Center has implemented a "buzz in" feature on their community center. Patrons who wish to use the center will need to declare their reasoning for entering the space. This system is not accessible to folks with a developmental, hearing, speaking, or intellectual disability.	1
The ground paints are not good.	1
The ground at playgrounds is rarely wheelchair accessible.	1
Please more paved/hardened trails. I feel like I am risking my life to share a trail/path with e-bikes. They are whizzing by at fast speeds with no etiquette. An accident waiting to happen	1

AMERICANS WITH DISABILITIES ACT SELF-EVALUATION AND TRANSITION PLAN

Please include Sugar House Park in your Salt Lake City Park assessment.	1
Off leash pets are frequently a problem when I visit a park.	1
No.	1
No, there is a lot of other problems that need to be dealt with first - like the drug dealers, gangs and homeless that ruin the parks for everyone else.	1
Most parks could benefit from some kind of trail that goes around the perimeter (similar to the trail at liberty park), accessible and clean restrooms, and well maintained benches.	1
Lighting and safety towards dark and dusk when they close.	1
Liberty is limited in ADA accessibility.. water fountain(s), seating, pond access..	1
just a thought- how accessible are sidewalk entry points from the parking areas? Would someone with a wheelchair have to go long distances to access the sidewalk due to long curbs with grass?	1
I don't think many or any of the restrooms are easily accessible.	1
Homeless people.	1
Dog poop. It is an ADA issue as well as a general issue. More poop waste bag stations please. More monitoring and consequences enforced to those who don't pick up after their dogs! Please!! If you think stepping in dog poop is bad (and it is!) Rolling a wheelchair through poop ruins a nice day at the park immediately! The wheelchair wheels pick up the poop and the next thing you know you are gripping that poop on the wheel!!! Imagine that for a moment. The terrible dog poop situations prevents so many from even going to the parks.	1
Balancing safety and accessibility needs for homeless people and community members is tricky. We need more investments in our parks to make them safe and friendly for everyone.	1
At Sugar House Park there is a lot of curb and gutter, and not many ramps as you drive around the park. Maybe someone wants to go on the grass to have a picnic, the curbs are not accessible. There should be a ramp every 80-100 feet. (just a guess) Maybe someone wants to watch a baseball, soccer, rugby, etc. game on the grass. There aren't many ramps near those areas where they have games. For large events they have the porta-pottys. Those aren't accessible unless you provide an extra wide one for wheel chairs. Do they exist? I think the bathrooms have an accessible stall, I haven't looked. However, on the north end of the park there is not a restroom. Thank you!	1
Adequate lighting at night or during darker hours to illuminate things better so those in wheelchairs can be more easily seen by drivers	1

Answered: 24 Skipped: 19

How did you find out about this survey?



Appendix G – Parks Transition Plan Phasing Schedule

Park Name	Remediation	Barrier Removal Type	Years to Complete
11th Ave	Reconfigure parking to accommodate for a van-accessible parking space and an ADA parking space.	Maintenance Improvements	1 to 5
11th Ave	Add parking lot access aisles.	Maintenance Improvements	1 to 5
11th Ave	Install ADA and van-accessible parking signage.	Small Capital Improvements	1 to 5
11th Ave	Add a ramp along the east side of the recessed sports field near the parking lot.	Large Capital Improvements	1 to 15
11th Ave	Repair or replace play area rubber tiles that have gaps or have warped.	Large Capital Improvements	1 to 15
11th Ave	Install an accessible play structure with compliant features or adjust the play structure ramp handrails.	Large Capital Improvements	1 to 15
11th Ave	Install accessible ground surfacing at the play area.	Maintenance Improvements	1 to 5
1700 S	Repaint ADA parking signage.	Maintenance Improvements	1 to 5
1700 S	Recalibrate the restroom doors.	Maintenance Improvements	1 to 5
1700 S	Adjust the side wall grab bar.	Maintenance Improvements	1 to 5
1700 S	Alter the elevated tunnel component. It is too steep to be considered a ramp.	Small Capital Improvements	1 to 10
1700 S	Install accessible ground surfacing at the play area.	Small Capital Improvements	1 to 10
6th East	Add a curb ramp at the entry point.	Small Capital Improvements	1 to 10
6th East	Add a ramp access point to the recessed play area.	Large Capital Improvements	1 to 5
6th East	Install an accessible play structure.	Large Capital Improvements	1 to 10
6th East	Install accessible ground surfacing at the play area.	Large Capital Improvements	1 to 10
900 S	Repaint the parking lot lines and access aisles.	Maintenance Improvements	1 to 5
900 S	Add van-accessible parking signage.	Maintenance Improvements	1 to 5
900 S	Restrooms are locked/closed and water off. Consider a reassessment.	Large Capital Improvements	1 to 15
Beatrice Evans	Add a curb ramp at the entry point.	Small Capital Improvements	1 to 15
Beatrice Evans	Widen the route and install accessible route surfacing.	Small Capital Improvements	1 to 15
City Creek	Repair the route throughout the park.	Large Capital Improvements	1 to 15
City Creek	Repair the water fountain landing surfacing.	Large Capital Improvements	1 to 15
Cotten	Regrade the entry point lip.	Small Capital Improvements	1 to 10
Cotten	Add accessible surfacing to play area use zones (currently sand.)	Small Capital Improvements	1 to 5

AMERICANS WITH DISABILITIES ACT SELF-EVALUATION AND TRANSITION PLAN

Park Name	Remediation	Barrier Removal Type	Years to Complete
Cotten	Repair or replace the play area rubber tiles that are damaged.	Small Capital Improvements	1 to 5
Cotten	Bevel the rubber tiling entry point.	Maintenance Improvements	1 to 5
Cotten	Install accessible ground surfacing at the swing play area.	Maintenance Improvements	1 to 5
Cottonwood	Install ADA and van-accessible parking signage.	Small Capital Improvements	1 to 5
Cottonwood	Install proper ADA restroom signage.	Small Capital Improvements	1 to 10
Cottonwood	Reconfigure maneuvering space within the restroom.	Small Capital Improvements	1 to 10
Cottonwood	Adjust the toilet seat height.	Small Capital Improvements	1 to 5
Cottonwood	Recalibrate the toilets' flush control or add a hands-free option.	Small Capital Improvements	1 to 5
Cottonwood	Relocate the toilet paper dispenser.	Maintenance Improvements	1 to 5
Cottonwood	Install insulated piping at the lavatory sink.	Small Capital Improvements	1 to 10
Cottonwood	Recalibrate the water fountain.	Small Capital Improvements	1 to 10
Cottonwood	Add a route along the exterior of the volleyball court.	Large Capital Improvements	1 to 15
Cottonwood	Install accessible ground surfacing at the play area.	Maintenance Improvements	1 to 5
Curtis	Regrade the curb ramp entry point at 2200 East to under 1:12 or 8.33%.	Large Capital Improvements	1 to 15
Curtis	Install accessible ground surfacing at the play area.	Maintenance Improvements	1 to 5
Davis	Water fountain doesn't work. Consider a reassessment to determine operational force.	Maintenance Improvements	1 to 5
Davis	Install a play structure with accessible features or adjust the ring-up handrails.	Maintenance Improvements	1 to 5
Davis	Install accessible ground surfacing at the play area.	Maintenance Improvements	1 to 5
Dee Glen Tennis	Raise the ADA parking signage.	Maintenance Improvements	1 to 5
Dee Glen Tennis	Remove the construction materials along the possible accessible southeast route.	Maintenance Improvements	1 to 5
Dee Glen Tennis	Install proper ADA restroom signage.	Small Capital Improvements	1 to 5
Dee Glen Tennis	Recalibrate the restroom doors.	Maintenance Improvements	1 to 5
Dee Glen Tennis	Reinstall the toilets' flush control to the open side of the restroom.	Maintenance Improvements	1 to 5
Dee Glen Tennis	Install insulated piping at the lavatory sink and recalibrate the faucet control.	Maintenance Improvements	1 to 5
Dee Glen Tennis	Adjust the hand dryer's operational parts height.	Maintenance Improvements	1 to 5
Dee Glen Tennis	Adjust the water fountain's operational parts height.	Small Capital Improvements	1 to 5

AMERICANS WITH DISABILITIES ACT SELF-EVALUATION AND TRANSITION PLAN

Park Name	Remediation	Barrier Removal Type	Years to Complete
Dee Glen Tennis	Indoor tennis facility pathway doors need modification. Consider staff assistance through the indoor tennis facility, install an entry button at the vestibule doors, or add an outdoor routing option.	Small Capital Improvements	1 to 10
Donner Trail	Add a passing space on routes greater than 200 feet.	Large Capital Improvements	1 to 15
Donner Trail	Recalibrate the water fountain next to the swing play area.	Small Capital Improvements	1 to 10
Donner Trail	Install a play structure with accessible features or adjust the play structure ramp handrails.	Small Capital Improvements	1 to 10
Donner Trail	Water fountain found at the center of the park doesn't work. Consider a reassessment to determine operational force.	Maintenance Improvements	1 to 5
Donner Trail	Install accessible ground surfacing at the play areas.	Maintenance Improvements	1 to 5
Ensign Downs	Add a passing space on routes greater than 200 feet.	Large Capital Improvements	1 to 15
Ensign Downs	Route is too steep. Consider an additional curb ramp entry point west of the play area.	Large Capital Improvements	1 to 15
Ensign Downs	Add accessible directional signage towards the tennis court.	Maintenance Improvements	1 to 5
Ensign Downs	Add a route and modify the baseball field's team seating area to allow for a wheelchair- accessible team seating space that doesn't overlap the route.	Small Capital Improvements	1 to 10
Ensign Downs	Install accessible ground surfacing at the play area.	Maintenance Improvements	1 to 5
Fairmont	Install ADA and van-accessible parking signage on the west side of the park.	Maintenance Improvements	1 to 5
Fairmont	Add a route to the sand volleyball court.	Small Capital Improvements	1 to 10
Fairmont	Install ADA restroom signage.	Maintenance Improvements	1 to 5
Fairmont	Recalibrate the restroom doors.	Maintenance Improvements	1 to 5
Fairmont	Adjust the rear wall grab bar.	Maintenance Improvements	1 to 5
Fairmont	Relocate the toilet flush control to the open side of the restroom.	Maintenance Improvements	1 to 5
Fairmont	Recalibrate the toilet flush control or add a hands-free option.	Maintenance Improvements	1 to 5
Fairmont	Relocate the toilet paper dispenser.	Maintenance Improvements	1 to 5
Fairmont	Install insulated piping at the lavatory sink.	Maintenance Improvements	1 to 5
Fairmont	Install accessible ground surfacing at the play areas.	Small Capital Improvements	1 to 10
Fairmont	Install ADA and van-accessible parking signage on the east side of the park.	Maintenance Improvements	1 to 5
Fairmont	Recalibrate the restroom doors.	Maintenance Improvements	1 to 5

AMERICANS WITH DISABILITIES ACT SELF-EVALUATION AND TRANSITION PLAN

Park Name	Remediation	Barrier Removal Type	Years to Complete
Fairmont	Adjust the rear wall grab bar.	Maintenance Improvements	1 to 5
Fairmont	Relocate the toilet flush control to the open side of the restroom.	Maintenance Improvements	1 to 5
Fairmont	Recalibrate the toilet flush control or add a hands-free option.	Maintenance Improvements	1 to 5
Fairmont	Relocate the toilet paper dispenser.	Maintenance Improvements	1 to 5
Faultline	Add a curb ramp at the entry point on the south side of the park or consider an alternative entry point.	Small Capital Improvements	1 to 10
Fire Station Tennis	Add a ramp route at the tennis court entry point.	Large Capital Improvements	1 to 15
First Encampment	Regrade the route ramp slope to under 1:20 or 5%.	Small Capital Improvements	1 to 10
Gallacher	Repaint the parking lot lines and access aisles.	Maintenance Improvements	1 to 5
Gallacher	Install ADA and van-accessible parking signage.	Maintenance Improvements	1 to 5
Gallacher	Install accessible ground surfacing at the play area.	Small Capital Improvements	1 to 10
Guadalupe	Adjust the transfer platform height.	Maintenance Improvements	1 to 5
Guadalupe	Install a play structure with accessible features or lower the elevated play structure steps to less than 8" in height.	Large Capital Improvements	1 to 10
Guadalupe	Install accessible ground surfacing at the play areas.	Maintenance Improvements	1 to 5
Herman Franks	Reinstall ADA and van-accessible parking signage at the proper height.	Maintenance Improvements	1 to 5
Herman Franks	Install proper ADA restroom signage.	Maintenance Improvements	1 to 5
Herman Franks	Recalibrate the restroom doors.	Maintenance Improvements	1 to 5
Herman Franks	Adjust the restroom door to allow for an unobstructed opening or consider altering the non-accessible restroom door to swing towards the interior.	Maintenance Improvements	1 to 5
Herman Franks	Add a passing space on routes greater than 200 feet.	Interim Solutions	1 to 5
Herman Franks	Relocate the toilet flush control to the open side of the restroom.	Maintenance Improvements	1 to 5
Herman Franks	Recalibrate the toilet flush control or add a hands-free option.	Maintenance Improvements	1 to 5
Herman Franks	Restrooms on the northeast side of the park are locked/closed. Consider a reassessment.	Interim Solutions	1 to 10
Herman Franks	Modify the northwest and southwest baseball field's team seating areas to allow for wheelchair-accessible team seating spaces that don't overlap the route.	Small Capital Improvements	1 to 10

AMERICANS WITH DISABILITIES ACT SELF-EVALUATION AND TRANSITION PLAN

Park Name	Remediation	Barrier Removal Type	Years to Complete
Herman Franks	Add a ramp and modify the east baseball field's team seating area to allow for a wheelchair-accessible team seating space that doesn't overlap the route.	Small Capital Improvements	1 to 10
Herman Franks	Install accessible ground surfacing at the play area.	Small Capital Improvements	1 to 10
Imperial	Recalibrate the water fountain.	Small Capital Improvements	1 to 10
Imperial	Add an accessible digging component to the sand play area.	Maintenance Improvements	1 to 5
Imperial	Install accessible ground surfacing at the play area.	Small Capital Improvements	1 to 10
Inglewood	Level water fountain surface platform.	Maintenance Improvements	1 to 5
Inglewood	Water fountain doesn't work. Consider a reassessment to determine operational force.	Maintenance Improvements	1 to 5
Inglewood	Install accessible ground surfacing at the play area.	Small Capital Improvements	1 to 10
International Peace Garden	Install van-accessible parking signage.	Maintenance Improvements	1 to 5
Jackson	Install accessible ground surfacing at the play area.	Maintenance Improvements	1 to 5
Jefferson	Add a route ramp to the recessed sports field.	Small Capital Improvements	1 to 10
Jefferson	Repair the route surfacing near the play areas.	Small Capital Improvements	1 to 10
Jefferson	Repair or replace the play area rubber tiles that have warped or have gaps.	Small Capital Improvements	1 to 10
Jordan	Install van-accessible parking signage. Consider dispersing ADA parking spaces.	Maintenance Improvements	1 to 5
Jordan	Reconfigure or add accessible restrooms.	Large Capital Improvements	1 to 15
Jordan	Install proper ADA restroom signage.	Maintenance Improvements	1 to 5
Jordan	Adjust the restroom door hardware.	Maintenance Improvements	1 to 5
Jordan	Recalibrate the restroom doors.	Maintenance Improvements	1 to 5
Jordan	Bevel the restroom threshold.	Maintenance Improvements	1 to 5
Jordan	Install a side wall grab bar.	Maintenance Improvements	1 to 5
Jordan	Adjust the rear wall grab bar.	Maintenance Improvements	1 to 5
Jordan	Adjust the toilet seat height.	Maintenance Improvements	1 to 5
Jordan	Install insulated piping at the lavatory sink and recalibrate the faucet control.	Maintenance Improvements	1 to 10
Jordan	Modify the south baseball field's team seating area to allow for a wheelchair-accessible team seating space that doesn't overlap the route.	Small Capital Improvements	1 to 10
Jordan	Add a route to the horseshoe area.	Small Capital Improvements	1 to 10
Jordan	Add a route to the sports court.	Small Capital Improvements	1 to 10

AMERICANS WITH DISABILITIES ACT SELF-EVALUATION AND TRANSITION PLAN

Park Name	Remediation	Barrier Removal Type	Years to Complete
Jordan	Add an accessible ramp or bevel the bike polo threshold. Consider altering the door hinge so that they open towards the bike polo court.	Small Capital Improvements	1 to 10
Jordan	Install accessible ground surfacing at the play area on the north side of the park.	Small Capital Improvements	1 to 10
Jordan	Lower the rocker ground-level play component on the east side of the park.	Small Capital Improvements	1 to 10
Jordan	Add a route to at least one swing in the play area on the east side of the park.	Small Capital Improvements	1 to 10
Jordan	Install accessible ground surfacing at the play area on the west side of the park.	Small Capital Improvements	1 to 10
Kay Rees	Regrade the curb ramp at the entry point to under 1:12 or 8.33%.	Large Capital Improvements	1 to 15
Kay Rees	Add a route ramp to the water fountain and bench seating.	Large Capital Improvements	1 to 15
Kay Rees	Add a route to the sports field.	Large Capital Improvements	1 to 15
Kletting	Repair the brick paver routing leading to the play area.	Small Capital Improvements	1 to 10
Kletting	Install accessible ground surfacing at the play area.	Maintenance Improvements	1 to 5
Laird	Install a play structure with accessible features or adjust the play structure ramp handrails.	Small Capital Improvements	1 to 10
Laird	Install accessible ground surfacing at the play area.	Maintenance Improvements	1 to 5
Liberty	Reinstall ADA and van-accessible parking signage at the proper height.	Maintenance Improvements	1 to 5
Liberty	Recalibrate the restroom doors near the tennis facility.	Maintenance Improvements	1 to 5
Liberty	Install insulated piping at the lavatory sink.	Maintenance Improvements	1 to 5
Liberty	Replace the rear wall grab bar.	Maintenance Improvements	1 to 5
Liberty	Relocate the toilet paper dispenser.	Maintenance Improvements	1 to 5
Liberty	Install a hands-free door entry button to the tennis facility shop or at the gated entryway. Add accessible entrance signage.	Maintenance Improvements	1 to 10
Liberty	Install a hands-free door entry button to the indoor tennis facility. Add accessible entrance signage.	Maintenance Improvements	1 to 10
Liberty	Reinstall proper ADA restroom signage near the Rotary Play Park.	Maintenance Improvements	1 to 5
Liberty	Recalibrate the restroom doors.	Maintenance Improvements	1 to 5
Liberty	Install a rear wall grab bar.	Maintenance Improvements	1 to 5
Liberty	Relocate the toilet paper dispenser.	Maintenance Improvements	1 to 5
Liberty	Recalibrate the water fountain.	Maintenance Improvements	1 to 5

AMERICANS WITH DISABILITIES ACT SELF-EVALUATION AND TRANSITION PLAN

Park Name	Remediation	Barrier Removal Type	Years to Complete
Liberty	Repair the route surfacing surrounding and throughout the play area.	Small Capital Improvements	1 to 10
Liberty	Add additional accessible ground surfacing in the play areas and swing play area.	Small Capital Improvements	1 to 5
Liberty	Reinstall proper ADA restroom signage on the northeast side of the park.	Maintenance Improvements	1 to 5
Liberty	Recalibrate the restroom doors.	Maintenance Improvements	1 to 5
Liberty	Relocate the toilet paper dispenser.	Maintenance Improvements	1 to 5
Liberty	Recalibrate the water fountain.	Maintenance Improvements	1 to 10
Liberty	Add a route to the sand volleyball court.	Small Capital Improvements	1 to 10
Liberty	Add a route to the sports court.	Small Capital Improvements	1 to 10
Liberty	Reinstall a compliant play structure ramp.	Small Capital Improvements	1 to 10
Liberty	Install a play structure with accessible features or adjust the play structure ramp handrails.	Large Capital Improvements	1 to 15
Liberty	Install accessible ground surfacing at the play area.	Small Capital Improvements	1 to 5
Library Square	Install a firm and stable route from the bridgeway to the north viewing area.	Large Capital Improvements	1 to 10
Lindsey Gardens	Add an ADA parking space and a van-accessible parking space closest to the entry point curb ramp.	Maintenance Improvements	1 to 5
Lindsey Gardens	Add parking lot access aisles.	Maintenance Improvements	1 to 5
Lindsey Gardens	Install ADA and van-accessible parking signage.	Small Capital Improvements	1 to 5
Lindsey Gardens	Regrade parking spaces to have a cross slope under 1:48 or 2.08%.	Large Capital Improvements	1 to 15
Lindsey Gardens	Regrade routing to under 1:20 or 5% or provide level landings.	Large Capital Improvements	1 to 15
Lindsey Gardens	Modify the southwest baseball field's team seating area to allow for a wheelchair-accessible team seating space that doesn't overlap the route.	Large Capital Improvements	1 to 15
Lindsey Gardens	Install a play structure with accessible features or adjust the play structure ramp handrails.	Small Capital Improvements	1 to 10
Lindsey Gardens	Install accessible ground surfacing at the play area.	Maintenance Improvements	1 to 5
Lower Washington	Repaint the parking lot lines and access aisles.	Maintenance Improvements	1 to 5
Lower Washington	Add a van-accessible parking space and additional ADA parking spaces.	Maintenance Improvements	1 to 5
Lower Washington	Install ADA and van-accessible parking signage.	Maintenance Improvements	1 to 5
Lower Washington	Install proper ADA restroom signage.	Maintenance Improvements	1 to 5
Lower Washington	Lower or remove the restroom threshold.	Maintenance Improvements	1 to 5
Lower Washington	Adjust the restroom door hardware.	Maintenance Improvements	1 to 5

AMERICANS WITH DISABILITIES ACT SELF-EVALUATION AND TRANSITION PLAN

Park Name	Remediation	Barrier Removal Type	Years to Complete
Lower Washington	Recalibrate the restroom doors.	Maintenance Improvements	1 to 5
Lower Washington	Alter or install ADA-accessible lavatory sink.	Maintenance Improvements	1 to 10
Lower Washington	Adjust the hand dryer height.	Maintenance Improvements	1 to 5
Lower Washington	Install accessible ground surfacing at the play area.	Small Capital Improvements	1 to 10
Madsen	Resurface routing that connects the basketball court and play area.	Small Capital Improvements	1 to 15
Madsen	Resurface the basketball court.	Large Capital Improvements	1 to 15
Memory Grove	Resurface the curb ramps at the entry points.	Large Capital Improvements	1 to 15
Miami	Install accessible ground surfacing at the play area.	Maintenance Improvements	1 to 5
Modesto	Install accessible ground surfacing at the play area.	Small Capital Improvements	1 to 5
North Gateway	Reconfigure the parking spaces to accommodate a van-accessible parking space.	Maintenance Improvements	1 to 5
North Gateway	Install van-accessible parking signage.	Small Capital Improvements	1 to 5
North Gateway	Remove the chained trash can from obscured ADA parking signage.	Maintenance Improvements	1 to 5
North Gateway	Bevel the curb ramp at the entry point.	Small Capital Improvements	1 to 5
North Gateway	Restrooms are locked and the water fountain doesn't work. Consider a reassessment.	Small Capital Improvements	1 to 10
Parleys Way	Repair the entry point asphalt along East Parleys Way.	Large Capital Improvements	1 to 10
Parleys Way	Install a play structure with accessible features.	Large Capital Improvements	1 to 15
Parleys Way	Install accessible ground surfacing at the play area.	Maintenance Improvements	1 to 10
People's Freeway	Repair the entry point at the play area.	Small Capital Improvements	1 to 10
People's Freeway	Add accessible steps of at least 14" in depth throughout the elevated play structure.	Small Capital Improvements	1 to 10
People's Freeway	Install accessible ground surfacing at the play area.	Small Capital Improvements	1 to 5
Pioneer	Repair or replace the play area rubber tiles that have warped or have gaps.	Large Capital Improvements	1 to 15
Poplar Grove	Add a van-accessible parking space.	Maintenance Improvements	1 to 5
Poplar Grove	Install van-accessible parking signage	Maintenance Improvements	1 to 5
Poplar Grove	Add accessible restrooms (currently too small to maneuver.)	Large Capital Improvements	1 to 10
Poplar Grove	Install proper ADA restroom signage.	Maintenance Improvements	1 to 5
Poplar Grove	Recalibrate the restroom doors.	Maintenance Improvements	1 to 5
Poplar Grove	Install insulated piping at the lavatory sink and recalibrate the faucet control.	Maintenance Improvements	1 to 10

AMERICANS WITH DISABILITIES ACT SELF-EVALUATION AND TRANSITION PLAN

Park Name	Remediation	Barrier Removal Type	Years to Complete
Poplar Grove	Soap dispenser empty. Consider a reassessment to determine operational force.	Interim Solutions	1 to 5
Poplar Grove	Relocate the toilet paper dispenser.	Maintenance Improvements	1 to 5
Poplar Grove	Replace the rear wall grab bar.	Maintenance Improvements	1 to 5
Poplar Grove	Install a side wall grab bar.	Maintenance Improvements	1 to 5
Poplar Grove	Install accessible ground surfacing at the play area.	Small Capital Improvements	1 to 10
Popperton	Relocate the glass recycling receptacle and portable restroom or add a van-accessible parking space.	Large Capital Improvements	1 to 5
Popperton	Install van-accessible parking signage.	Maintenance Improvements	1 to 5
Popperton	Repair the entry point surfacing.	Small Capital Improvements	1 to 10
Popperton	Install accessible ground surfacing at the play area.	Maintenance Improvements	1 to 5
Post Street Tot Lot	Install accessible ground surfacing at the play area.	Small Capital Improvements	1 to 10
Puglsey Ouray	Regrade the curb ramp at the entry point on Pugsley Street to under 1:12 or 8.33%.	Large Capital Improvements	1 to 15
Puglsey Ouray	Repair the route surfacing northwest of the play area.	Large Capital Improvements	1 to 10
Puglsey Ouray	Install an accessible play structure.	Small Capital Improvements	1 to 10
Puglsey Ouray	Install accessible ground surfacing at the play area.	Maintenance Improvements	1 to 5
Redwood Meadows	Install play components for mixed abilities at the south play area.	Small Capital Improvements	1 to 15
Redwood Meadows	Install accessible ground surfacing at the play area.	Maintenance Improvements	1 to 5
Reservoir	Remove the parking lot access aisle concrete parking divider to allow for wheelchair access to the tennis court route.	Maintenance Improvements	1 to 5
Reservoir	Install accessible ground surfacing throughout the play area to include swings and climbing components.	Maintenance Improvements	1 to 5
Richmond	Add parking lot access aisles.	Maintenance Improvements	1 to 5
Richmond	Install van-accessible parking signage.	Maintenance Improvements	1 to 5
Richmond	Water fountain doesn't work. Consider a reassessment to determine operational force.	Small Capital Improvements	1 to 10
Riverside	Install van-accessible parking signage on the south side of the park.	Maintenance Improvements	1 to 5
Riverside	Restrooms are locked. The lavatory sink and water fountain don't work. Consider a reassessment.	Maintenance Improvements	1 to 5

AMERICANS WITH DISABILITIES ACT SELF-EVALUATION AND TRANSITION PLAN

Park Name	Remediation	Barrier Removal Type	Years to Complete
Riverside	Modify the south baseball field's team seating area to allow for a wheelchair-accessible team seating space that doesn't overlap the route.	Small Capital Improvements	1 to 10
Riverside	Reconfigure the parking spaces to accommodate a van-accessible parking space on the north side of the park.	Maintenance Improvements	1 to 5
Riverside	Install van-accessible parking signage.	Maintenance Improvements	1 to 5
Riverside	Repaint the access aisles to adjoin with the accessible route.	Maintenance Improvements	1 to 5
Riverside	Install or extend the route along the soccer field on the north side of the park.	Large Capital Improvements	1 to 15
Riverside	Remove the post at Sutherland baseball field's team seating area.	Maintenance Improvements	1 to 5
Riverside	Reinstall a compliant play structure ramp.	Small Capital Improvements	1 to 10
Riverside	Install a play structure with accessible features or adjust the play structure ramp handrails.	Small Capital Improvements	1 to 10
Riverside	Install accessible ground surfacing at the play area.	Maintenance Improvements	1 to 5
Rosewood	Install van-accessible parking signage.	Maintenance Improvements	1 to 5
Rosewood	Install directional tennis court signage at the parking lot.	Maintenance Improvements	1 to 5
Rosewood	Reinstall the ADA restroom signage at the proper height.	Maintenance Improvements	1 to 5
Rosewood	Recalibrate the restroom doors.	Maintenance Improvements	1 to 5
Rosewood	Relocate the toilet paper dispenser.	Maintenance Improvements	1 to 5
Rosewood	Modify the west baseball field's team seating area to allow for a wheelchair-accessible team seating space that doesn't overlap the route.	Small Capital Improvements	1 to 10
Rosewood	Install accessible ground surfacing at the play area.	Maintenance Improvements	1 to 5
Rotary Glen	Reconfigure the parking spaces to accommodate a van-accessible parking space.	Maintenance Improvements	1 to 5
Rotary Glen	Reinstall ADA parking signage.	Maintenance Improvements	1 to 5
Rotary Glen	Install van-accessible parking signage.	Maintenance Improvements	1 to 5
Rotary Glen	Reinstall the ADA restroom signage at the proper height.	Maintenance Improvements	1 to 5
Rotary Glen	Recalibrate the restroom doors.	Maintenance Improvements	1 to 5
Rotary Glen	Adjust the rear wall grab bar.	Maintenance Improvements	1 to 5
Rotary Glen	Recalibrate the toilet flush control or add a hands-free option.	Small Capital Improvements	1 to 10
Rotary Glen	Water fountain doesn't work. Consider a reassessment to determine operational force.	Maintenance Improvements	1 to 5
Rotary Glen	Relocate the portable restroom.	Maintenance Improvements	1 to 5

AMERICANS WITH DISABILITIES ACT SELF-EVALUATION AND TRANSITION PLAN

Park Name	Remediation	Barrier Removal Type	Years to Complete
Sherwood	Install van-accessible parking signage.	Maintenance Improvements	1 to 5
Sherwood	Install proper ADA restroom signage.	Maintenance Improvements	1 to 5
Sherwood	Recalibrate the restroom doors.	Maintenance Improvements	1 to 5
Sherwood	Install insulated piping at the lavatory sink.	Maintenance Improvements	1 to 10
Sherwood	Relocate the toilet paper dispenser.	Maintenance Improvements	1 to 5
Sherwood	Modify the west and southeast baseball field's team seating areas to allow for wheelchair-accessible team seating spaces that don't overlap the route.	Small Capital Improvements	1 to 10
Sherwood	Add a route to the sports court.	Large Capital Improvements	1 to 15
Sherwood	Install accessible ground surfacing at the play areas.	Small Capital Improvements	1 to 10
Shipp	Bevel the curb ramp at the entry point or add an accessible entry point.	Maintenance Improvements	1 to 5
Shipp	Install accessible ground surfacing at the play area.	Maintenance Improvements	1 to 5
Silver	Repaint the residential parking lot lines and add an access aisle.	Maintenance Improvements	1 to 5
Silver	Install ADA and van-accessible parking signage.	Maintenance Improvements	1 to 5
Silver	Extend the water fountain landing for side entry accessibility.	Small Capital Improvements	1 to 10
Sorenson Multicultural Center	Install van-accessible parking signage.	Maintenance Improvements	1 to 5
Sorenson Multicultural Center	Modify the baseball field's team seating area to allow for a wheelchair-accessible seating space that doesn't overlap the route.	Small Capital Improvements	1 to 10
Sorenson Multicultural Center	Install a hands-free door entry button to the baseball field and outdoor play area. Add accessible entrance signage.	Maintenance Improvements	1 to 5
Sorenson Multicultural Center	Rotate the ramp on the play structure to allow for an unobstructed transfer platform.	Small Capital Improvements	1 to 10
Sorenson Multicultural Center	Install accessible ground surfacing at the play areas.	Small Capital Improvements	1 to 10
Steenblik	Install accessible ground surfacing at the play areas.	Maintenance Improvements	1 to 5
Stratford	Install accessible ground surfacing at the play areas.	Small Capital Improvements	1 to 5
Sunnyside	Reinstall ADA and van-accessible parking signage.	Maintenance Improvements	1 to 5
Sunnyside	Recalibrate the restroom doors.	Maintenance Improvements	1 to 5
Sunnyside	Install accessible water lavatory sink and recalibrate the faucet control.	Small Capital Improvements	1 to 10
Sunnyside	Replace the rear wall grab bar.	Maintenance Improvements	1 to 5

AMERICANS WITH DISABILITIES ACT SELF-EVALUATION AND TRANSITION PLAN

Park Name	Remediation	Barrier Removal Type	Years to Complete
Sunnyside	Relocate the fan seating at the west baseball field to allow for accessible routing.	Small Capital Improvements	1 to 10
Sunnyside	Modify the route and the baseball field's team seating northwest of Valdez Drive to allow for a wheelchair-accessible team seating space that doesn't overlap the route.	Small Capital Improvements	1 to 10
Sunnyside	Add accessible routing and modify the baseball field's team seating northeast of Valdez Drive to allow for a wheelchair-accessible team seating space that doesn't overlap the route.	Small Capital Improvements	1 to 10
Sunnyside	Modify the baseball field's team seating east of Valdez Drive to allow for an accessible team seating space that doesn't overlap the route.	Small Capital Improvements	1 to 10
Sunnyside	Install accessible ground surfacing at the play areas.	Maintenance Improvements	1 to 5
Swede Town	Repair the curb ramp entry point and routing throughout the park.	Small Capital Improvements	1 to 10
Swede Town	Install an accessible play structure.	Small Capital Improvements	1 to 10
Swede Town	Install accessible ground surfacing at the play area.	Maintenance Improvements	1 to 5
Taufer	Repair the routing throughout the park.	Large Capital Improvements	1 to 10
Taufer	Add additional accessible ground surfacing in the play areas and swing play area.	Small Capital Improvements	1 to 10
Van Ness Tot Lot	Paint parking lot lines and add an access aisle.	Maintenance Improvements	1 to 5
Van Ness Tot Lot	Install ADA and van-accessible parking signage.	Maintenance Improvements	1 to 5
Van Ness Tot Lot	Install accessible ground surfacing at the play area.	Maintenance Improvements	1 to 10
Upper Washington	Repaint the parking lot lines and access aisles.	Maintenance Improvements	1 to 5
Upper Washington	Install ADA and van-accessible parking signage.	Maintenance Improvements	1 to 5
Upper Washington	Lengthen the handrail that leads to the pavilion to extend beyond the top and bottom of the ramp.	Maintenance Improvements	1 to 5
Upper Washington	Install proper ADA restroom signage.	Maintenance Improvements	1 to 5
Upper Washington	Adjust the restroom door hardware	Maintenance Improvements	1 to 5
Upper Washington	Recalibrate the restroom doors.	Maintenance Improvements	1 to 5
Upper Washington	Install insulated piping at the lavatory sink.	Maintenance Improvements	1 to 5
Upper Washington	Recalibrate the water fountain.	Maintenance Improvements	1 to 10
Upper Washington	Add a route to the baseball field's seating area.	Large Capital Improvements	1 to 10
Upper Washington	Cut back the landscaping along the entry point route to the play area.	Maintenance Improvements	1 to 5
Upper Washington	Reinstall a compliant play structure ramp.	Small Capital Improvements	1 to 10
Upper Washington	Install accessible ground surfacing at the play area.	Small Capital Improvements	1 to 10

AMERICANS WITH DISABILITIES ACT SELF-EVALUATION AND TRANSITION PLAN

Park Name	Remediation	Barrier Removal Type	Years to Complete
Victory	Paint parking lot lines and add an access aisle.	Maintenance Improvements	1 to 5
Victory	Install ADA and van-accessible parking signage.	Maintenance Improvements	1 to 5
Victory	Regrade the route ramp slopes to under 1:20 or 5%.	Small Capital Improvements	1 to 15
Victory	Install an entry point ramp at Markea Avenue.	Small Capital Improvements	1 to 10
Victory	Install accessible ground surfacing at the play area.	Maintenance Improvements	1 to 5
Warm Springs	Reconfigure the parking spaces to accommodate a van-accessible parking space. (The current van-accessible parking space is under 16 feet.)	Maintenance Improvements	1 to 5
Warm Springs	Reinstall ADA and van-accessible parking signage.	Maintenance Improvements	1 to 5
Warm Springs	Recalibrate the water fountain near the awning.	Maintenance Improvements	1 to 5
Warm Springs	Regrade the tennis court entry route slope to under 1:20 or 5%.	Large Capital Improvements	1 to 15
Warm Springs	Reinstall a compliant play structure ramp.	Maintenance Improvements	1 to 5
Warm Springs	Adjust the play structure ramp handrails.	Maintenance Improvements	1 to 5
Warm Springs	Install accessible ground surfacing at the play area.	Maintenance Improvements	1 to 5
Wasatch Hollow	Repair parking lot potholes.	Large Capital Improvements	1 to 5
Wasatch Hollow	Regrade parking space cross slopes to under 1:48 or 2.08%.	Small Capital Improvements	1 to 10
Wasatch Hollow	Install ADA and van-accessible parking signage.	Maintenance Improvements	1 to 5
Wasatch Hollow	Replace the parallel wooden slats found between the play areas with perpendicular slats.	Small Capital Improvements	1 to 5
Wasatch Hollow	Install proper ADA restroom signage.	Maintenance Improvements	1 to 5
Wasatch Hollow	Recalibrate the restroom doors.	Maintenance Improvements	1 to 5
Wasatch Hollow	Recalibrate the toilet flush control or add a hands-free option.	Maintenance Improvements	1 to 5
Wasatch Hollow	Install accessible ground surfacing at the play area.	Small Capital Improvements	1 to 10
Washington Square	Repair the route along the northeast corner of the park.	Small Capital Improvements	1 to 10
Westminster	Regrade the curb ramp at the entry point to under 1:12 or 8.33%.	Small Capital Improvements	1 to 10
Westminster	Install accessible ground surfacing at the play areas.	Small Capital Improvements	1 to 10
Westpointe	Reinstall ADA parking signage on the north side of the park	Maintenance Improvements	1 to 5
Westpointe	Install van-accessible parking signage.	Maintenance Improvements	1 to 5
Westpointe	Recalibrate the restroom doors.	Maintenance Improvements	1 to 5

AMERICANS WITH DISABILITIES ACT SELF-EVALUATION AND TRANSITION PLAN

Park Name	Remediation	Barrier Removal Type	Years to Complete
Westpointe	Bevel the restroom threshold.	Maintenance Improvements	1 to 5
Westpointe	Lower the lavatory sink counter surface.	Small Capital Improvements	1 to 10
Westpointe	Install insulated piping at the lavatory sink and recalibrate the faucet control.	Small Capital Improvements	1 to 10
Westpointe	Replace the rear wall grab bar.	Maintenance Improvements	1 to 5
Westpointe	Adjust the toilet seat center point.	Maintenance Improvements	1 to 5
Westpointe	Recalibrate the toilet flush control or add a hands-free option.	Maintenance Improvements	1 to 5
Westpointe	Relocate the toilet paper dispenser.	Maintenance Improvements	1 to 5
Westpointe	Add an accessible route to the volleyball court.	Small Capital Improvements	1 to 10
Westpointe	Install accessible ground surfacing at the play area.	Maintenance Improvements	1 to 5
Westpointe	Add an additional ADA parking space on the south side of the park.	Maintenance Improvements	1 to 5
Westpointe	Install van-accessible parking signage.	Maintenance Improvements	1 to 5
Westpointe	Recalibrate the restroom doors.	Maintenance Improvements	1 to 5
Westpointe	Recalibrate the toilet flush control or add a hands-free option.	Maintenance Improvements	1 to 5
Westpointe	Relocate the toilet paper dispenser.	Maintenance Improvements	1 to 5

Appendix H – City Building Facilities Transition Plan Phasing Schedule

Building Name	Original Const.	Barrier Identified	Responsible Official	Barrier Removal Type	Years to Complete
Art Barn	1931	ADA parking stall does not accommodate van access.	Public Services Facilities	Maintenance Improvements	1 to 5
Art Barn	1931	Northern exterior ramp does not have 60" x 60" level landings where required.	Public Services Facilities	Large Capital Improvements	1 to 15
Art Barn	1931	Northern exterior ramp handrail does not extend at least 12" beyond the ramp.	Public Services Facilities	Large Capital Improvements	1 to 15
Art Barn	1931	Northern exterior ramp surpasses 8.33% running slope requirement.	Public Services Facilities	Large Capital Improvements	1 to 15
Art Barn	1931	Northern exterior ramp has loose pavers and uneven pavement.	Public Services Facilities	Maintenance Improvements	1 to 5
Art Barn	1931	Entrance ramp is under 36" wide.	Public Services Facilities	Small Capital Improvements	1 to 10
Art Barn	1931	Mirror located too high.	Public Services Facilities	Small Capital Improvements	1 to 10
Art Barn	1931	No accessible route to basement studio classroom.	Public Services Facilities	Large Capital Improvements	1 to 15
Art Barn	1931	Second floor is not accessible.	Public Services Facilities	Large Capital Improvements	1 to 15
City and County Building	1894	Ramp handrails are too low.	Building Admin	Maintenance Improvements	1 to 5
City and County Building	1894	Door opening force greater than 5 pounds and closing speed greater than 5 seconds.	Building Admin	Maintenance Improvements	1 to 5
City and County Building	1894	Service counters do not have accessible portion, extending the same depth at the counter top and measuring 36" in height and 36" in length	Building Admin	Small Capital Improvements	1 to 5
City and County Building	1894	Mirror located too high.	Building Admin	Maintenance Improvements	1 to 5
Gallivan Hall	2011	Elevator door jamb signage does not meet ADA requirements.	Gallivan Ops Manager	Maintenance Improvements	1 to 5
Gallivan Hall	2011	Water fountain button uses more than 5 pounds of operational force.	Gallivan Ops Manager	Small Capital Improvements	1 to 5
Gallivan Hall	2011	Rear wall grab bar does not have 12" clearance above due to location of toilet cover bin.	Gallivan Ops Manager	Small Capital Improvements	1 to 5

AMERICANS WITH DISABILITIES ACT SELF-EVALUATION AND TRANSITION PLAN

Building Name	Original Const.	Barrier Identified	Responsible Official	Barrier Removal Type	Years to Complete
Gallivan Hall	2011	Toilet location does not meet ADA requirements.	Gallivan Ops Manager	Large Capital Improvements	1 to 15
Gallivan Hall	2011	Restroom door opening force greater than 5 pounds.	Gallivan Ops Manager	Small Capital Improvements	1 to 5
Gallivan Hall	2011	Rear wall grab bar does not have 12" clearance above due to location of toilet cover bin.	Gallivan Ops Manager	Small Capital Improvements	1 to 5
Gallivan Center Stage	1993	Dressing room bench does not provide accessible seating.	Gallivan Ops Manager	Large Capital Improvements	1 to 5
Gallivan Center Stage	1993	Signage location does not meet ADA requirements.	Gallivan Ops Manager	Maintenance Improvements	1 to 5
Gallivan Center Stage	1993	Restroom sink pipes not insulated in some areas.	Gallivan Ops Manager	Maintenance Improvements	1 to 5
Gallivan Center Stage	1993	Toilet location does not meet ADA requirements.	Gallivan Ops Manager	Large Capital Improvements	1 to 15
Justice Court	1978	Restroom doors opening force greater than 5 pounds and closing speed greater than 5 seconds.	Public Services Facilities	Maintenance Improvements	1 to 5
Justice Court	1978	Public telephone located outside of reach range and does not have signage.	IMS/Justice Courts	Maintenance Improvements	1 to 5
Justice Court	1978	Signage missing or does not meet ADA requirements.	Public Services Facilities	Maintenance Improvements	1 to 5
Justice Court	1978	Signage location and style does not meet ADA requirements.	Public Services Facilities	Small Capital Improvements	1 to 10
Justice Court	1978	No space for wheelchair users in front of courtrooms near benches.	Public Services Facilities	Small Capital Improvements	1 to 10
Plaza 349	1978	Signage does not meet ADA requirements.	Public Services Facilities	Small Capital Improvements: Completed in-house or by contractor; <\$50,000 each	1 to 10
Plaza 349	1978	Door opening force greater than 5 pounds and closing speed greater than 5 seconds.	Public Services Facilities	Maintenance Improvements	1 to 5
Plaza 349	1978	Service counter accessible portion does not extend the same depth at the counter top.	Public Services Facilities	Small Capital Improvements	1 to 10
Plaza 349	1978	Restroom door opening force greater than 5 pounds and closing speed greater than 5 seconds.	Public Services Facilities	Maintenance Improvements	1 to 5
Plaza 349	1978	Rear wall grab bar does not have 12" clearance above due to location of toilet cover bin.	Public Services Facilities	Maintenance Improvements	1 to 5

AMERICANS WITH DISABILITIES ACT SELF-EVALUATION AND TRANSITION PLAN

Building Name	Original Const.	Barrier Identified	Responsible Official	Barrier Removal Type	Years to Complete
Pioneer Precinct	1960	Public parking area for precinct is too steep.	Public Services Engineering	Large Capital Improvements	1 to 15
Pioneer Precinct	1960	Exterior accessible route is uneven, protruding or sunken.	Public Services Engineering	Large Capital Improvements	1 to 15
Pioneer Precinct	1960	Signage does not meet ADA requirements.	Public Services Facilities	Small Capital Improvements	1 to 10
Pioneer Precinct	1960	Classroom door opening force greater than 5 pounds and closing speed greater than 5 seconds.	Public Services Facilities	Maintenance Improvements	1 to 5
Public Lands Building	1978	Service counter area does not have accessible portion available for use.	Public Services Facilities	Small Capital Improvements	1 to 10
Public Lands Building	1978	Water fountain does not meet ADA requirements.	Public Services Facilities	Small Capital Improvements	1 to 10
Public Lands Building	1978	Restroom lavatory does not provide adequate knee clearance.	Public Services Facilities	Small Capital Improvements	1 to 10
Public Lands Building	1978	Mirror located too high.	Public Services Facilities	Small Capital Improvements	1 to 10
Public Lands Building	1978	Restroom sink pipes not insulated.	Public Services Facilities	Maintenance Improvements	1 to 10
Public Lands Building	1978	Service counter area does not have accessible portion available for use.	Public Services Facilities	Small Capital Improvements	1 to 10
Public Lands Building	1978	Water fountain does not meet ADA requirements.	Public Services Facilities	Small Capital Improvements	1 to 10
Public Lands Building	1978	Restroom lavatory does not provide adequate knee clearance.	Public Services Facilities	Small Capital Improvements	1 to 10
Public Lands Building	1978	Mirror located too high.	Public Services Facilities	Small Capital Improvements	1 to 10
Public Lands Building	1978	Restroom sink pipes not insulated.	Public Services Facilities	Maintenance Improvements	1 to 10
Sorenson Community Center	1978	Signage location does not meet ADA requirements.	Public Services Facilities	Maintenance Improvements	1 to 10
Sorenson Community Center	1978	Door opening force greater than 5 pounds and closing speed greater than 5 seconds.	Public Services Facilities	Maintenance Improvements	1 to 5
Sorenson Community Center	1978	Service counter does not have accessible portion, extending the same depth at the counter top and measuring 36" in height and 36" in length.	Public Services Facilities	Large Capital Improvements	1 to 15
Sorenson Unity Center	2008	Service counter accessible portion does not extend the same depth as the counter top.	Public Services Facilities	Small Capital Improvements	1 to 10

AMERICANS WITH DISABILITIES ACT SELF-EVALUATION AND TRANSITION PLAN

Building Name	Original Const.	Barrier Identified	Responsible Official	Barrier Removal Type	Years to Complete
Public Safety Building	2013	Public parking area missing accessible signage.	Public Services Facilities	Maintenance Improvements	1 to 5
Public Safety Building	2013	Signage does not meet ADA requirements.	Public Services Facilities	Maintenance Improvements	1 to 5
Public Safety Building	2013	Door opening force greater than 5 pounds and closing speed greater than 5 seconds.	Public Services Facilities	Maintenance Improvements	1 to 5
Public Safety Building	2013	Rear wall grab bar does not have 12" clearance above due to location of toilet cover bin.	Public Services Facilities	Maintenance Improvements	1 to 5
Public Safety Building	2013	Public parking area missing accessible signage.	Public Services Facilities	Maintenance Improvements	1 to 5
Public Safety Building	2013	Signage does not meet ADA requirements.	Public Services Facilities	Maintenance Improvements	1 to 5
Public Safety Building	2013	Door opening force greater than 5 pounds and closing speed greater than 5 seconds.	Public Services Facilities	Maintenance Improvements	1 to 5
Public Safety Building	2013	Rear wall grab bar does not have 12" clearance above due to location of toilet cover bin.	Public Services Facilities	Maintenance Improvements	1 to 5
Public Safety Building	2013	Public parking area missing accessible signage.	Public Services Facilities	Maintenance Improvements	1 to 5
Public Safety Building	2013	Signage does not meet ADA requirements.	Public Services Facilities	Maintenance Improvements	1 to 5
Public Safety Building	2013	Door opening force greater than 5 pounds and closing speed greater than 5 seconds.	Public Services Facilities	Maintenance Improvements	1 to 5
Public Safety Building	2013	Rear wall grab bar does not have 12" clearance above due to location of toilet cover bin.	Public Services Facilities	Maintenance Improvements	1 to 5
Public Safety Building	2013	Public parking area missing accessible signage.	Public Services Facilities	Maintenance Improvements: Completed in-house; <\$5,000 each	1 to 5
Public Safety Building	2013	Signage does not meet ADA requirements.	Public Services Facilities	Maintenance Improvements	1 to 5
Public Safety Building	2013	Door opening force greater than 5 pounds and closing speed greater than 5 seconds.	Public Services Facilities	Maintenance Improvements	1 to 5
Public Safety Building	2013	Rear wall grab bar does not have 12" clearance above due to location of toilet cover bin.	Public Services Facilities	Maintenance Improvements	1 to 5
SLCFD Training Facility	1968	Accessible route to accessible entrance is not close to accessible parking spot.	Public Services Facilities	Maintenance Improvements	1 to 5
YouthCity at Liberty Park	1936	Public parking area missing van accessible signage. ADA parking signage too high.	Public Lands / Parks Division	Small Capital Improvements	1 to 10

AMERICANS WITH DISABILITIES ACT SELF-EVALUATION AND TRANSITION PLAN

Building Name	Original Const.	Barrier Identified	Responsible Official	Barrier Removal Type	Years to Complete
YouthCity at Ottinger Hall	1900	Sink does not meet ADA requirements.	Public Services Facilities	Small Capital Improvements	1 to 10
YouthCity at Ottinger Hall	1900	Grab bar length does not meet ADA requirements.	Public Services Facilities	Maintenance Improvements	1 to 5
YouthCity at Ottinger Hall	1900	Water fountain does not meet ADA requirements.	Public Services Facilities	Small Capital Improvements	1 to 10
YouthCity at Ottinger Hall	1900	Fire alarm does not meet ADA requirements.	Public Services Facilities	Small Capital Improvements	1 to 10

